

Report on the 2018 – 2019 Budget Consultation

Prepared by the Deputy Clerk

Contents

Summary	Page 3
Parish Wide:	Page 5
CPPC Service Provision	Page 5
MKC Environmental Estate Issues	Page 11
Precept	Page 15

Breakdown by Ward

Fishermead	Page 17
Oldbrook	Page 23
Springfield	Page 29
Willen	Page 35
Woolstone	Page 41

Summary

On the instructions of Council, a 2018-2019 Budget / Precept Consultation questionnaire was delivered, at the end of September 2017, to every residential property in the Parish, 5,919 in total.

698 [11.79%] completed questionnaires were returned. The returns broken down by ward were:

Fishermead 1761, **123** returned [6.98%]

Oldbrook 2200, **206** returned [9.36%]

Springfield 973, **132** returned [13.57%]

Willen 618, **127** returned [20.55%]

Woolstone 367, **104** returned [28.34%]

Ward not specified **6**

[% based on the return rate for each ward]

There were three components to the questionnaire, CPPC Service priorities, Environmental issues under the ownership of Milton Keynes Council and Precept.

It is important to note that of the 698 questionnaires returned not all of the three sections were completed on every form. There was a total of 199 incomplete forms. Respondents either did not complete a section or did not complete it correctly; ticks instead of numbering etc, with 22 respondents not completing the section on the Precept

This year has seen the highest ever number of responses, 698. (In previous years, the number of responses were 678 in 2016, 566 in 2015, 367 in 2014, 371 in 2013 and 608 in 2012)

The highest priority for CPPC service priorities, on a Parish wide basis continues to be Environmental/Estate issues 332 [55.43%] followed by dog waste/litter bins as the second priority 143 [24.96%] and the ongoing provision of Parish recreation and sports ground provision 99 [18.17%] as the third priority.

These priorities were, in the main, reflected on an individual ward basis, with the exception of Springfield, whose third priority was dog waste and litter bins 16 [16.33%] compared to 15 [15.31%] for ongoing provision of Parish recreation and sports grounds and Woolstone whose second priority was improvement of Play areas 18 [20.45%] and Legal representation on planning issues 16 [18.39%] as their third priority.

When asked to prioritise areas of concern covered by Environmental issues (under the ownership of Milton Keynes Council), the first and second priorities continues to be waste/street cleaning with 289 [49.32%] highlighting the issue as their first

priority and 152 [27.05%] as their second priority, followed closely by landscaping 145 [25.80%].

676 respondents completed the section on the precept, the combined total of the response to increasing the precept up to 5%, between 5 and 10% and more than 10% was **430** [63.61%] with the result that the majority of those who responded were in favour of increasing the precept, compared to **246** [36.39%] who were against a rise in the precept.

The breakdown by wards includes the additional comments made by respondents.

Parish Wide

CPPC Service Priorities

Residents were asked to prioritise three Parish services (this included Environment Estate issues, in the ownership of Milton Keynes Council) with 1 being the highest priority and three the lowest priority.

CPPC Service Provision Breakdown

From the 698 responses received, 599 respondents expressed an opinion on Priority 1, 573 respondents expressed an opinion on Priority 2 and 545 respondents expressed an opinion on Priority 3.

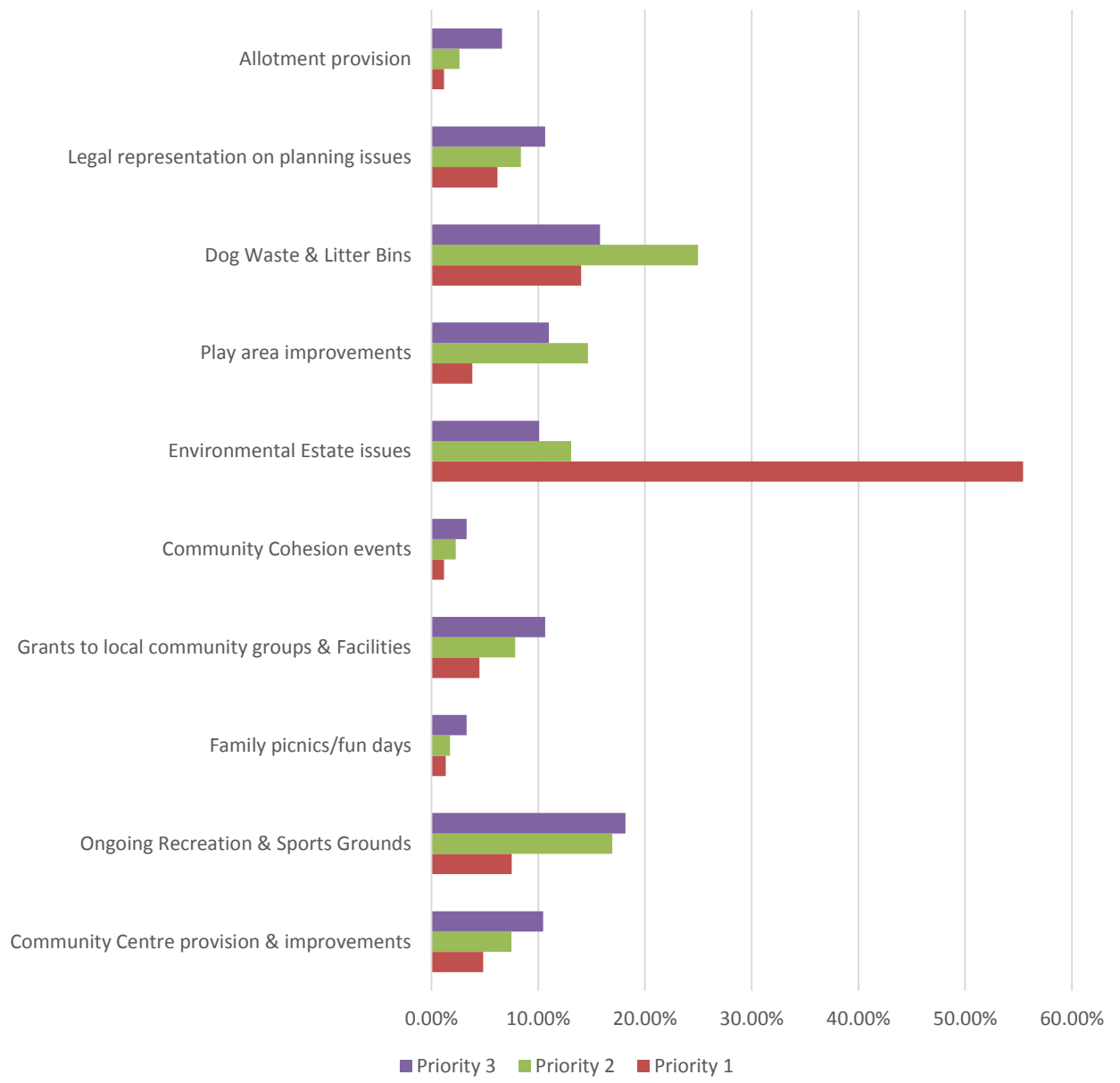
Since we carried out the first consultation in 2012 to inform the 2013/2014 budget / precept, residents priorities have changed. In 2012 the top three priorities were crime and anti-social behaviour, rubbish/fly-tipping and services for older people. In 2013 the top two priorities remained the same but the third priority was street lighting/improving local environment. In 2014 resident's main priority was environmental issues, followed by community centre provision and play area improvements.

Over the last three years' residents' priorities have remained the same, the top two priorities have been environment issues and dog/waste bins and this trend continues for the 2018/2019 budget/precept consultation.

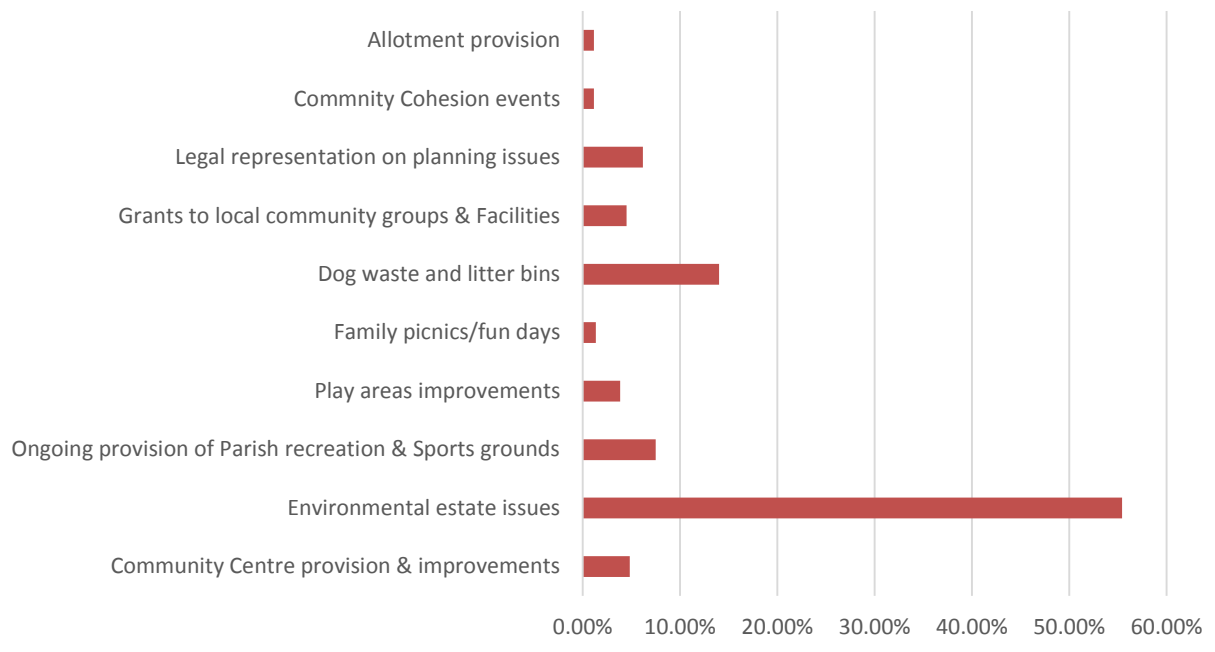
The following services were identified as the most important.

- **Priority 1** – Environmental estate issues
- **Priority 2** – Dog waste/litter bins
- **Priority 3** – Ongoing provision of Parish recreation and sports grounds

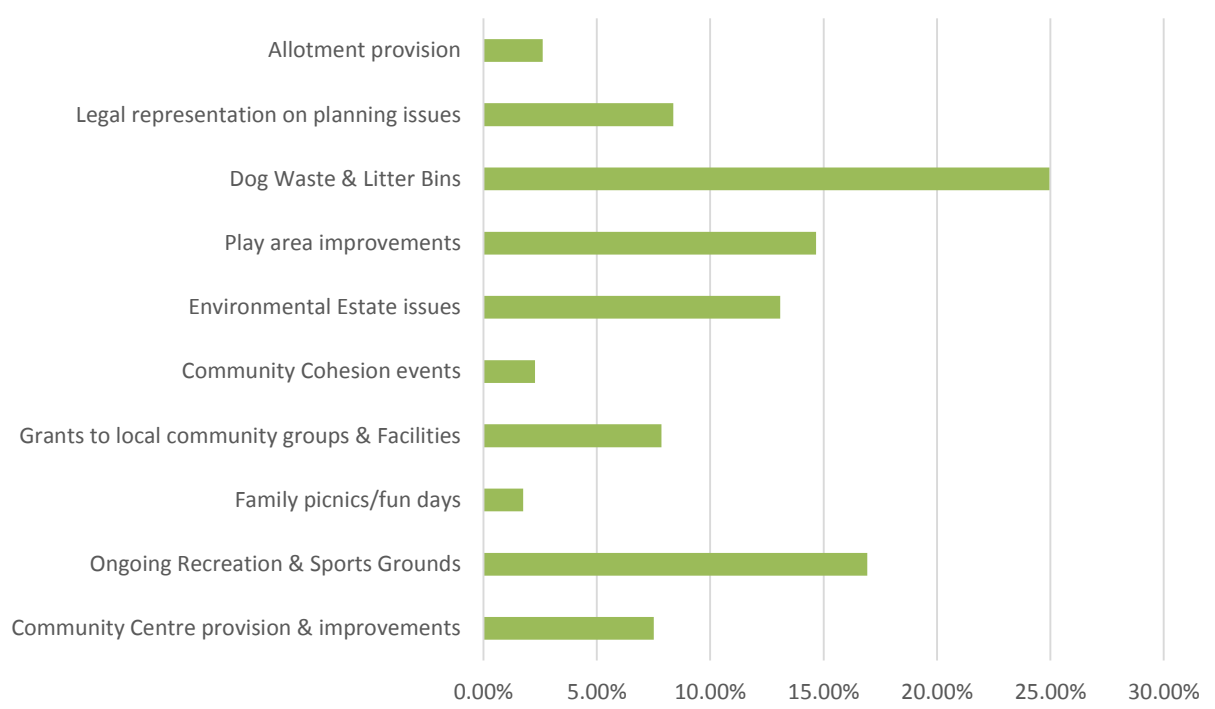
CPPC Service Provision - Parish Wide



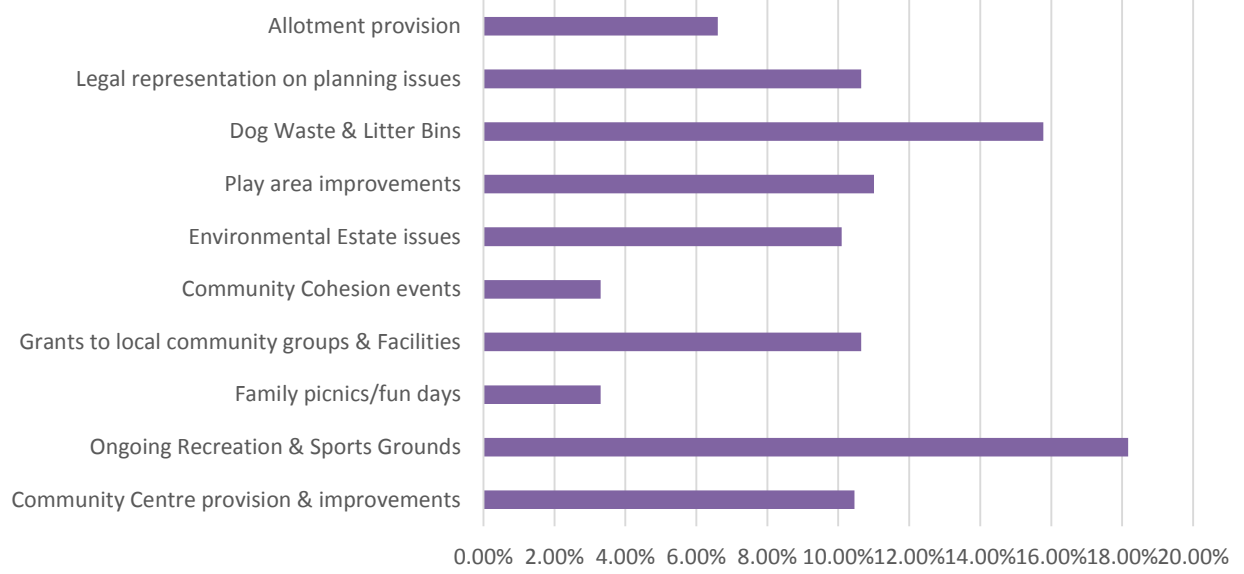
CPPC Service Provision - Priority 1



CPPC Service Provision - Priority 2



CPPC Service Provision - Priority 3



CPPC Service Provision Parish Wide Response

Priority 1 In order of priority

1	Environmental Estate issues	332	[54.42%]
2	Dog Waste & Litter Bins	84	[14.02%]
3	Ongoing Recreation & Sports Grounds	45	[7.51%]
4	Legal representation on planning issues	37	[6.18%]
5	Community Centre provision & improvements	29	[4.84%]
6	Grants to local community groups & Facilities	27	[4.51%]
7	Play area improvements	23	[3.84%]
8	Family picnics/fun days	8	[1.34%]
9	Community Cohesion events	7	[1.17%]
10	Allotment provision	7	[1.17%]

Priority 2 In order of priority

1	Dog Waste & Litter Bins	143	[24.96%]
2	Ongoing Recreation & Sports Grounds	97	[16.93%]
3	Play area improvements	84	[14.66%]
4	Environmental Estate issues	75	[13.09%]
5	Legal representation on planning issues	48	[8.38%]
6	Grants to local community groups & Facilities	45	[7.85%]
7	Community Centre provision & improvements	43	[7.50%]
8	Allotment provision	15	[2.62%]
9	Community Cohesion events	13	[2.27%]
10	Family picnics/fun days	10	[1.75%]

Priority 3 In order of priority

1	Ongoing Recreation & Sports Grounds	99	[18.17%]
2	Dog Waste & Litter Bins	86	[15.78%]
3	Play area improvements	60	[11.01%]
4	Legal representation on planning issues	58	[10.64%]
5	Grants to local community groups & Facilities	58	[10.64%]
6	Community Centre provision & improvements	57	[10.46%]
7	Environmental Estate issues	55	[10.09%]
8	Allotment provision	36	[6.61%]
9	Community Cohesion events	18	[3.30%]
10	Family picnics/fun days	18	[3.30%]

Environmental Estate issues under the ownership of MKC

The consultation in 2015 (2016/2017 Budget / Precept Consultation), was the first consultation that invited residents to prioritise environmental issues under the ownership of Milton Keynes Council.

Residents were asked to prioritise a maximum of 2 services from the list below

- Parking
- Waste / Street Cleaning
- Landscaping
- Street lighting
- Highways
- Noise pollution

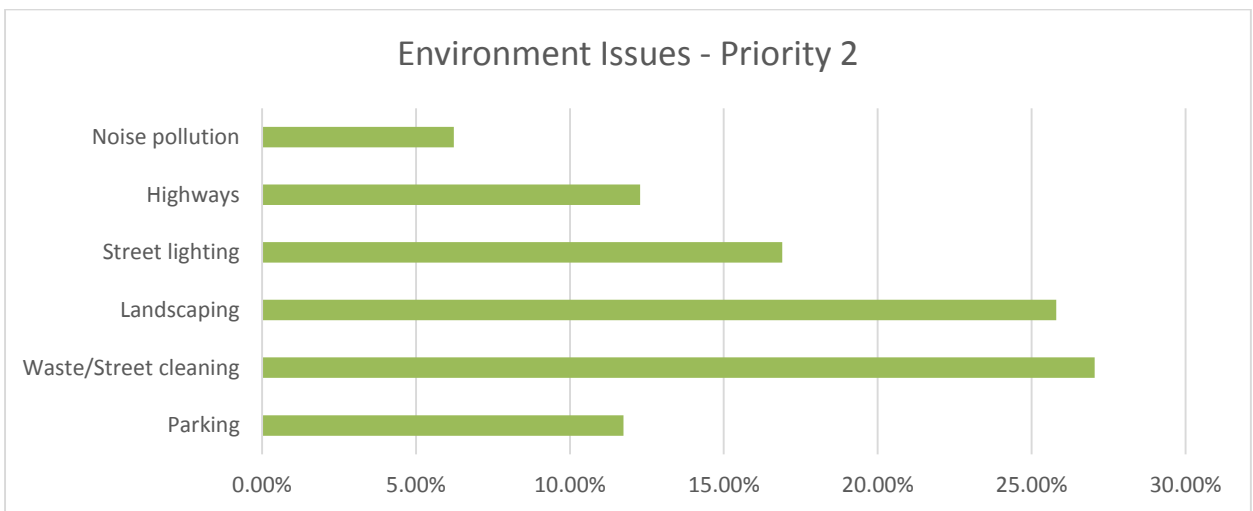
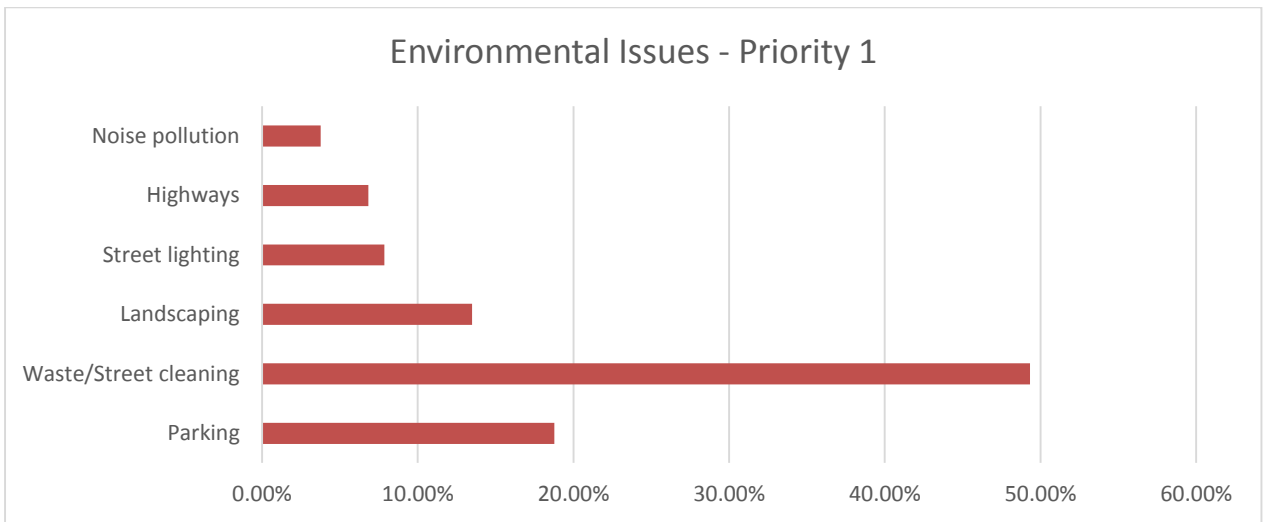
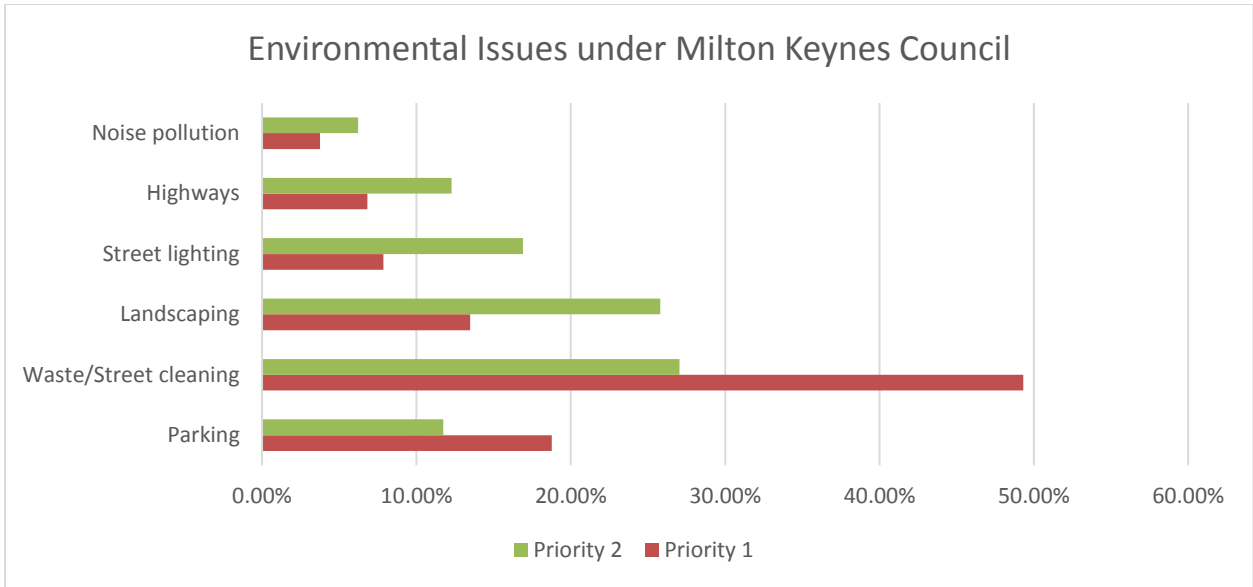
In both years (2015 and 2016), residents cited waste/street cleaning and landscaping as their top two priorities for both years, (2015 waste/street cleaning 40%, landscaping 22% and 2016 waste/street cleaning 52%, landscaping 26%)

This year, both the first and second priority is waste/street cleaning with 289 [49.32%] highlighting the issue as their first priority and 152 [27.05%] as their second priority, followed closely by landscaping 145 [25.80%].

From the 698 responses received, 139 respondents failed to complete this section or filled the form out incorrectly.

Of those that were correctly completed, 586 respondents expressed an opinion on Priority 1, and 562 respondents expressed an opinion on Priority 2. The top priorities of those who responded were:

- **Priority 1** - Waste/Street Cleansing
- **Priority 2** - Waste/Street Cleansing



**Environmental Estate Issues under the control of
Milton Keynes Council
Parish Wide Response**

**Priority 1
In order of priority**

1	Waste/Street cleaning	289	[49.32%]
2	Parking	110	[18.77%]
3	Landscaping	79	[13.48%]
4	Street lighting	46	[7.85%]
4	Highways	40	[6.83%]
6	Noise pollution	22	[3.75%]

**Priority 2
In order of priority**

1	Waste/Street cleaning	152	[27.05%]
2	Landscaping	145	[25.80%]
3	Street lighting	95	[16.90%]
4	Highways	69	[12.28%]
5	Parking	66	[11.74%]
6	Noise pollution	35	[6.23%]

Precept

From the 698 responses received, 676 respondents completed this section, the remainder of the respondents left this section blank.

Breakdown of responses

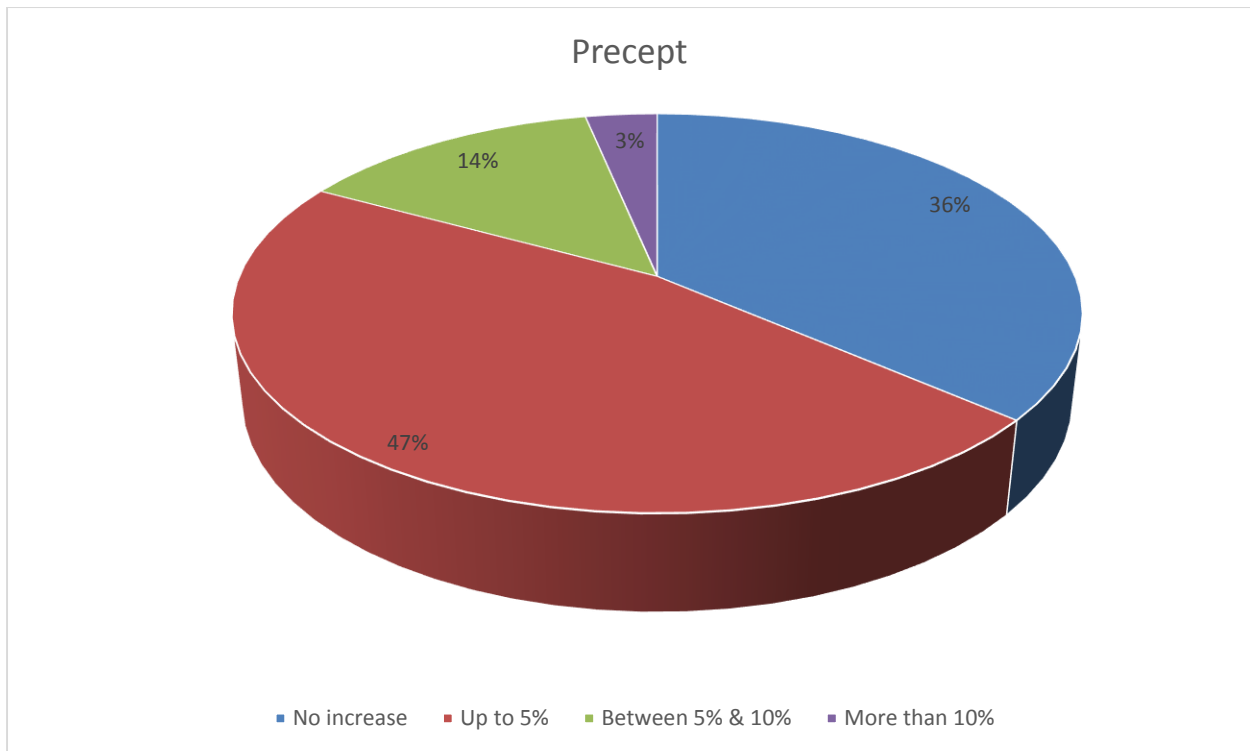
246 [36.39%] in favour of no increase in the precept

315 [46.60%] in favour of an increase up to 5%

93 [13.76%] in favour of an increase of 5 to 10%

22 [3.25%] in favour of an increase of +10%

[% based on the 676 respondents who completed this section]



FISHERMEAD

1761 properties, 123 forms returned [6.98%]

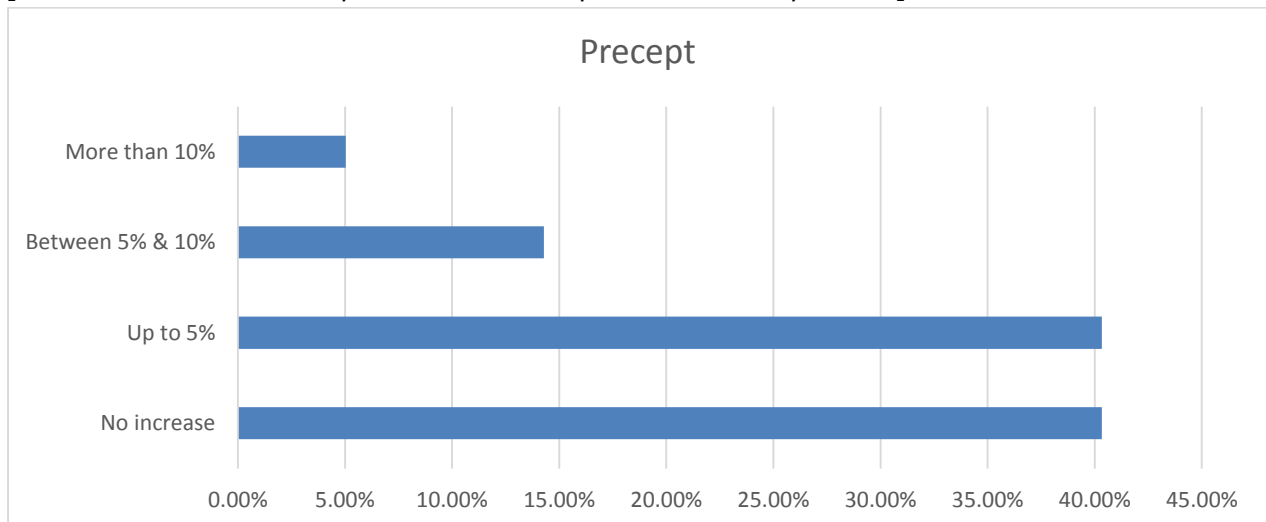
Of the 123 questionnaires returned not all of the three sections were completed on every form. There were 36 incomplete forms. Respondents either did not complete a section or did not complete it correctly; ticks instead of numbering etc,

Precept

From the 123 responses received, 119 responded to the question on the precept.

No increase	48	[40.34%]
Up to 5%	48	[40.34%]
Between 5% & 10%	17	[14.29%]
More than 10%	6	[5.04%]

[% based on the 119 respondents who responded to this question]

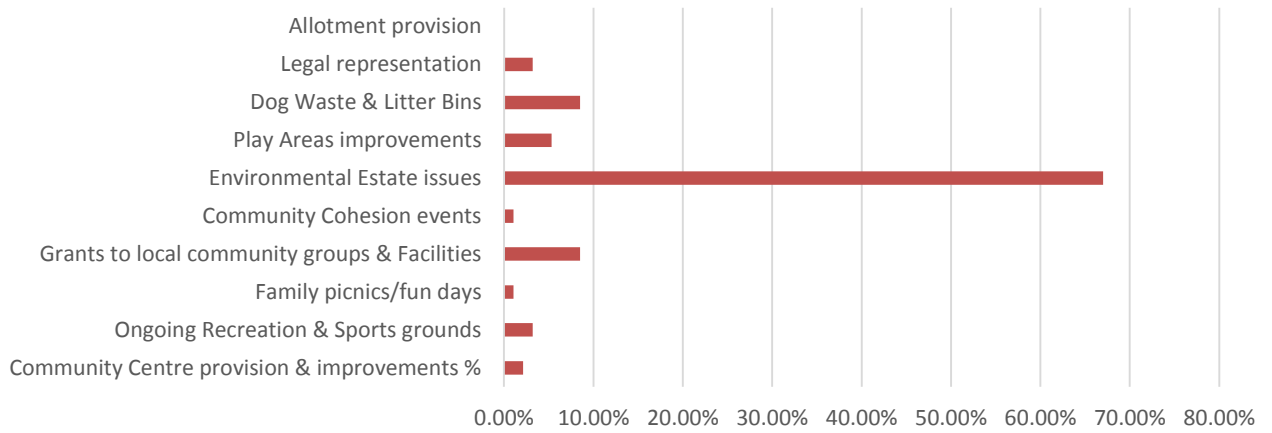


CPPC Service Priorities

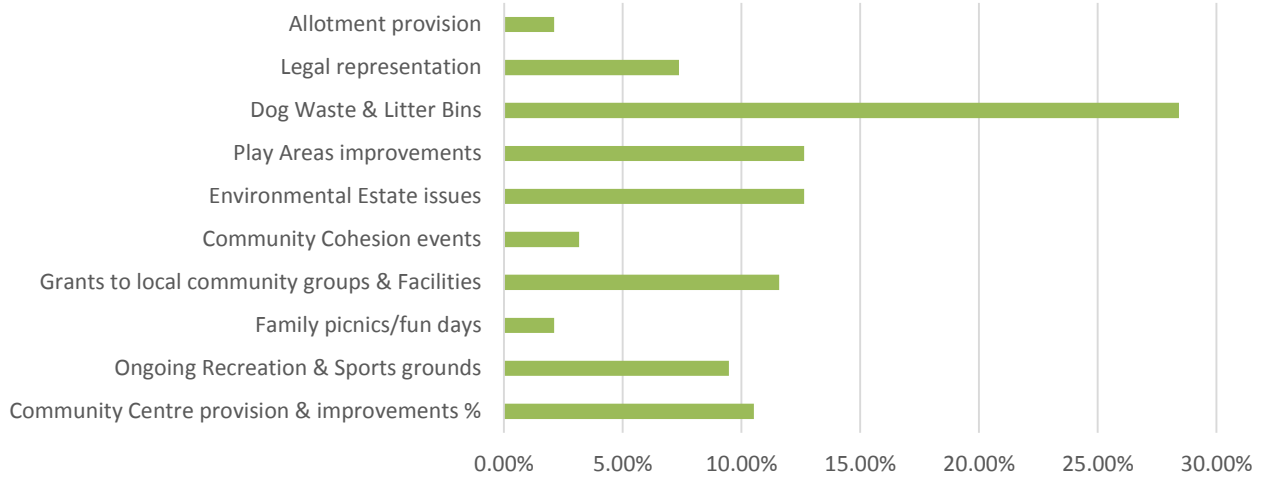
From the 123 responses received, 94 respondents expressed an opinion on Priority 1, 95 respondents expressed an opinion on Priority 2 and 91 respondents expressed an opinion on Priority 3. The top priorities of those who responded were:

- **Priority 1** - Environment estate issues
- **Priority 2** - Dog waste and litter bins
- **Priority 3** - Ongoing provision of Parish recreation and sports grounds

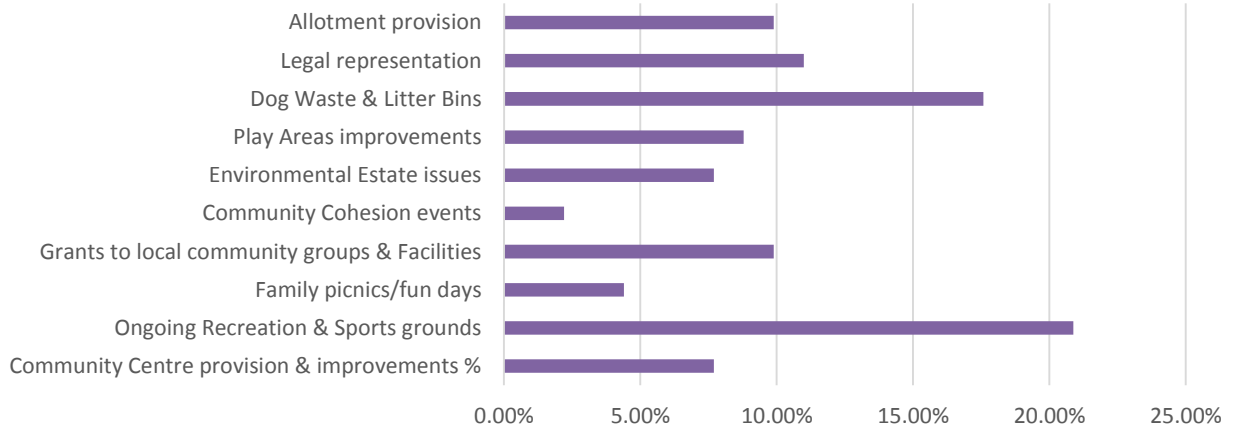
CPPC Service Provision Priority 1



CPPC Service Provision Priority 2



CPPC Service Provision Priority 3



CPPC Service Provision Parish Wide Response

Priority 1 In order of priority

1	Environmental Estate issues	63	[67.02%]
2	Dog Waste & Litter Bins	8	[8.51%]
3	Grants to local community groups & Facilities	8	[8.51%]
4	Play area improvements	5	[5.32%]
5	Ongoing Recreation & Sports Grounds	3	[3.19%]
6	Legal representation on planning issues	3	[3.19%]
7	Community Centre provision & improvements	2	[2.13%]
8	Family picnics/fun days	1	[1.06%]
9	Community Cohesion events	1	[1.06%]
10	Allotment provision	0	[0%]

Priority 2 In order of priority

1	Dog Waste & Litter Bins	27	[28.42%]
2	Environmental Estate issues	12	[12.63%]
3	Play area improvements	12	[12.63%]
4	Grants to local community groups & Facilities	11	[11.58%]
5	Community Centre provision & improvements	10	[10.53%]
6	Ongoing Recreation & Sports Grounds	9	[9.47%]
7	Legal representation on planning issues	7	[7.37%]
8	Community Cohesion events	3	[3.16%]
9	Family picnics/fun days	2	[2.11%]
10	Allotment provision	2	[2.11%]

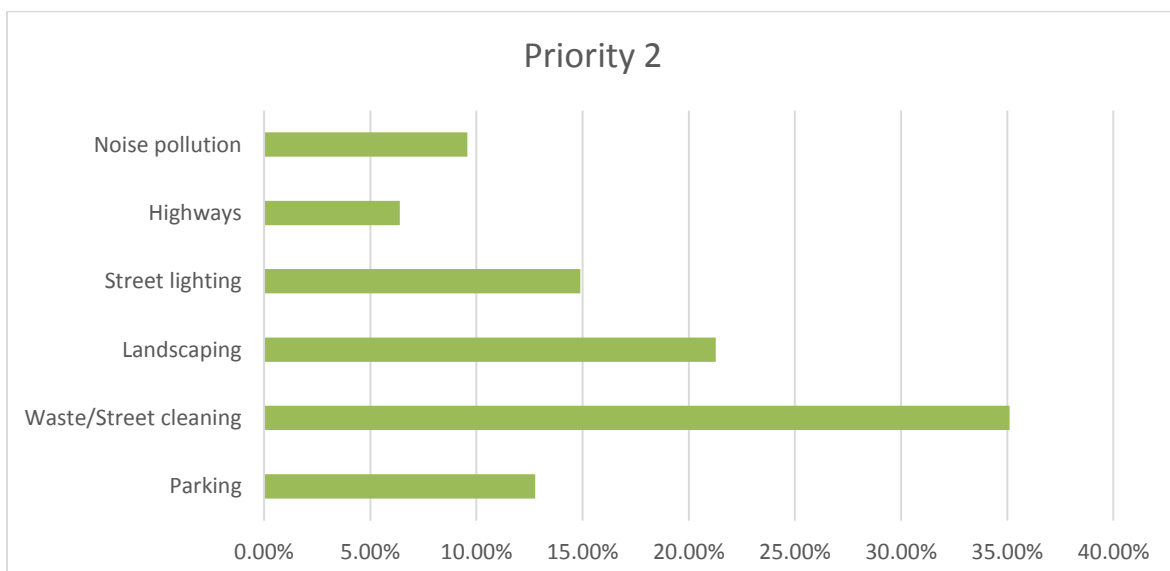
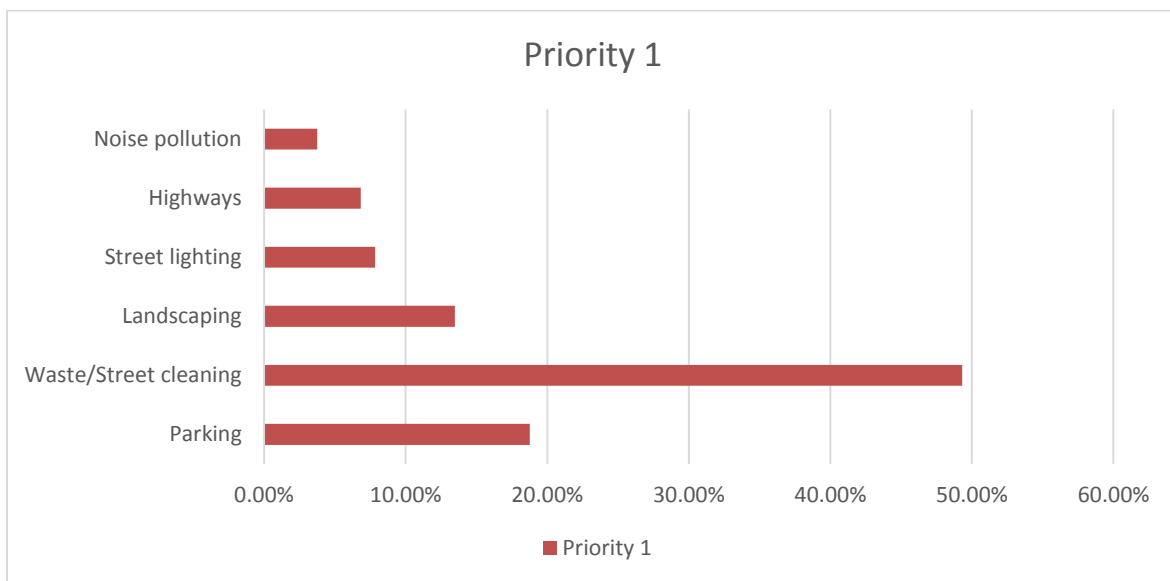
Priority 3 In order of priority

1	Ongoing Recreation & Sports Grounds	19	[20.88%]
2	Dog Waste & Litter Bins	16	[17.58%]
3	Legal representation on planning issues	10	[10.99%]
4	Allotment provision	9	[9.89%]
5	Grants to local community groups & Facilities	9	[9.89%]
6	Play area improvements	8	[8.79%]
7	Environmental Estate issues	7	[7.69%]
8	Community Centre provision & improvements	7	[7.69%]
9	Family picnics/fun days	4	[4.40%]
10	Community Cohesion events	2	[2.20%]

Environmental Estate issues under the ownership of MKC

From the 123 responses received, 100 respondents expressed an opinion on Priority 1, and 94 respondents expressed an opinion on Priority 2. The top priorities of those who responded were:

- **Priority 1** - Waste/street cleaning
- **Priority 2** - Waste/street cleaning



Comments

1. Please, please deal with the trees at the back of Heston Place – Carrick Road. They are taking over our back garden!
2. Council licensing for all HiMO's
3. Red paths needing repairs are done in small areas, not the whole parts requiring repairs
4. Not being able to improve our street due to too many rules by council who aren't doing the job. Need a youth centre. Rats & littering
5. I think the Parish Council should get ½ of every monies we pay, then give them more, say 10%
6. Speeding, rats, rubbish, pavements, noise
7. I am unhappy there are no extra lights in play park on Kernow Crescent. Drugs & alcohol are taking place and unsafe at night
8. Weeds and foliage on roundabouts cause a hazard to motorists who cannot clearly see the traffic to the right. Very dangerous
9. I think each individual on Fishermead should be permitted to keep their own street clean and tidy and able to trim hedges etc. With the backing of the Parish Council, as I want to be proud of my street, but left to the Council it's not getting done
10. Management of vermin. I have seen rats on several occasions on Fishermead
11. All the above is very important and MKC should be pressed to provide the best possible service to residents
12. Parking on pavements so nobody can get passed, e.g: disabled & pushchairs
13. The rat problem in the whole of MK needs sorting out
14. There should be an environment officer or more, checking on the way residents put out their rubbish to keep streets clean
15. Gone passed the point of caring. Have you seen the state of the housing? Mould, damp, shags etc, inside is worse than the outside. Do what you want!
16. Pavement parking should be restricted. Some owners have their hedges growing onto the pavement
17. Letter:

I am not politically minded, but when I keep hearing the council/Parish Council constantly trying to break the backs of the working class that are carrying this city on their backs, it upsets me.

Why?

1) I don't see the hedges being trimmed, and this is a great danger to myself and others in my community, as when one pulls up to the roundabout in my estate you must pull half your car in the roundabout, only to have a near miss at the last minute when you thought it was clear to proceed. This has happened many times and is confirmed by others in my community.

2) We have a problem with the trees as the branches are breaking and falling onto cars.

3) There is a drain in front of my property that is full of rubbish for at least 5 years. Saw someones wallet in there and lifted the grid to get it out and handed it into the police. Such is the thickness of the garbage in it!

Q) Are we not paying a Council Tax for these things to be taken care of?

Q) So tell me why I agree to an increase for the things to remain the same?

4)2 weeks ago I stood outside talking to a friend, and a car pulled up with some young somalian boys. 5 minutes later a hand came out of the window and discarded an empty bottle onto the road. It annoyed me, and 3 minutes later I walked over and asked him to pick it up as I am the one out here clearing up and I live here. He complied! Now if we had some roadside bins like you can find around the city centre, this could stop or slow down the amount of rubbish around on the road.

A week and a half ago I took a shovel and cleared the parking lot and cut back the overgrown dirt on the path after cutting the hedges. Consider this a complaint about the roundabout please. Respectfully Shawn Maison.

- 18.Problems with multi-occupancy – severe. Also street gangs/crime
- 19.Street lighting and landscaping
- 20.The trees are getting too big, and the roots are pulling up the roads
- 21.Anti-social behaviour. Re: landscaping, apart from looking disgusting, bringing the area down, encouraging people to drop litter and disrespect the area, overgrown weeds in long neglected planting, is causing me asthma/hayfever from pollen. Have COPD and heart problems
- 22.Pavement parking blocking disabled people. Safe passage on the pavements in Oldbrook – major problem
- 23.Path blocked on Strudwick Drive at back of house causing pedestrians to walk on unlevel grass/mud. I intent to contact the local press over this as nothing has been done about this
- 24.Anti-social noise is a big issue during weeknights. Street cleaning do not clean broken glass on redway running through Fishermead alongside the Escape, and im sick of seeing people pissing in the street
- 25.No increase until money being spent is able to be seen used in a satisfactory way and noticeable improvements
- 26.Weeds, broken paving, litter are high priority and have slipped drastically over the years
- 27.Maybe CCTV on the redways

OLDBROOK

2200 properties, 206 forms returned [9.36%]

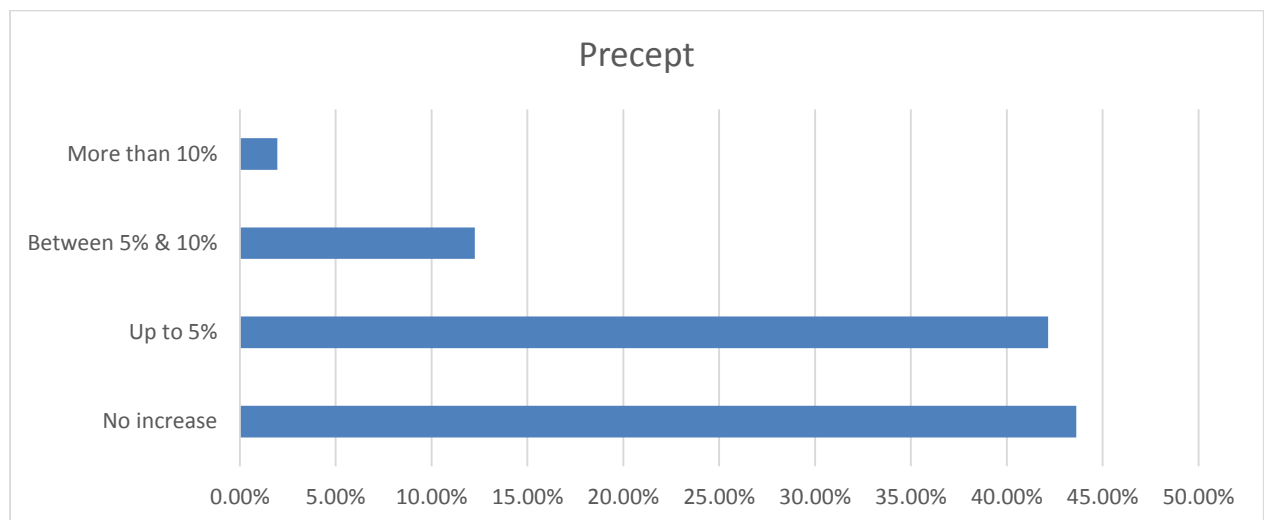
Of the 206 questionnaires returned not all of the three sections were completed on every form. There were 51 incomplete forms. Respondents either did not complete a section or did not complete it correctly; ticks instead of numbering etc,

Precept

From the 206 responses received, 204 responded to the question on the precept.

No increase	89 [43.63%]
Up to 5%	86 [42.16%]
Between 5% & 10%	25 [12.25%]
More than 10%	4 [1.96%]

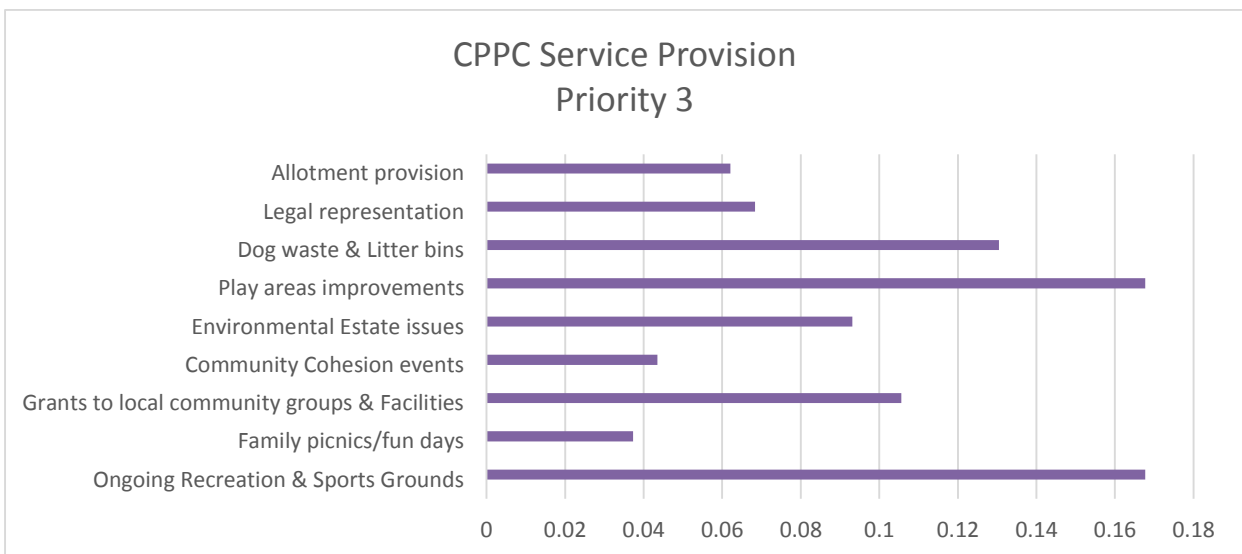
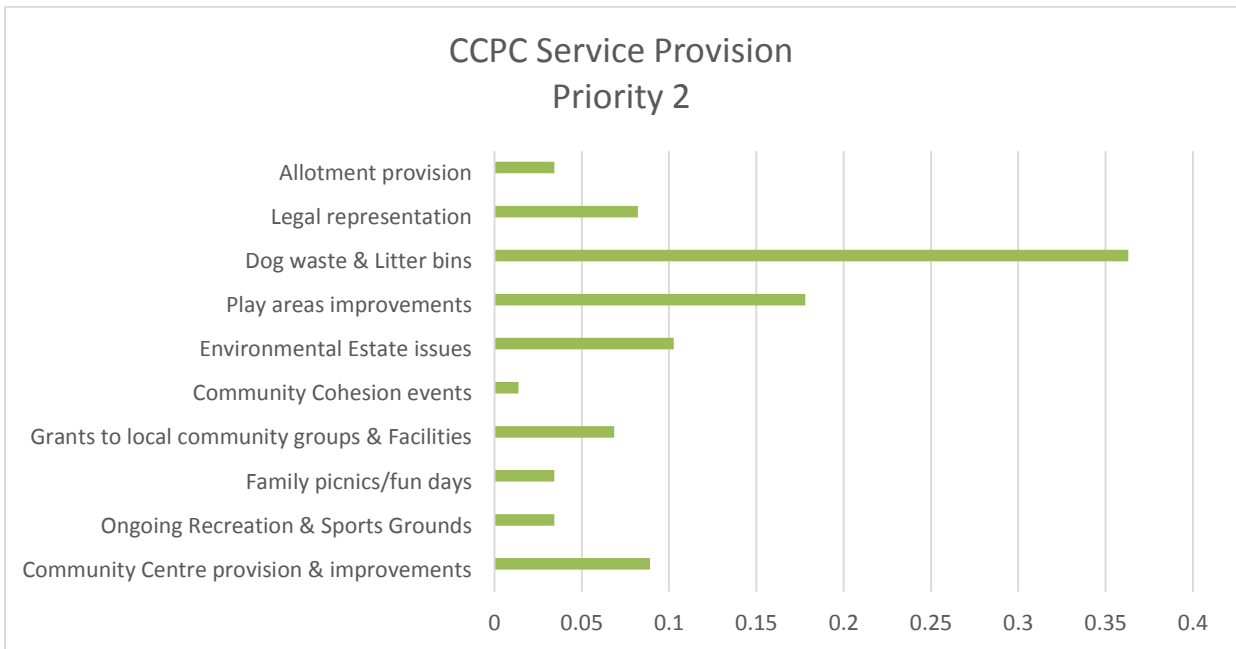
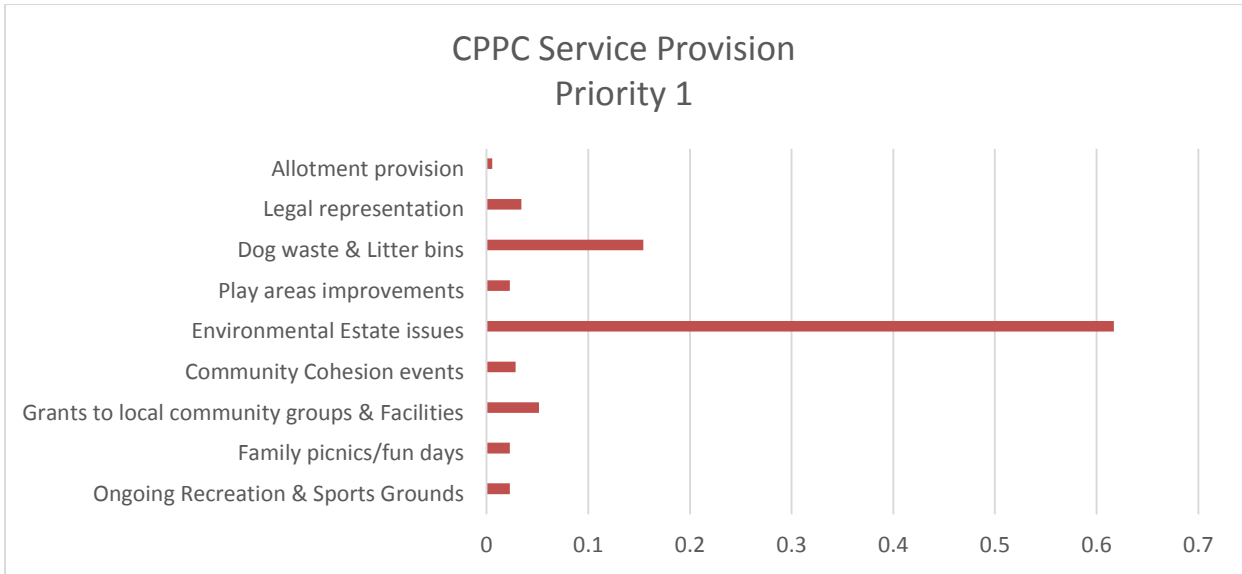
[% based on the 204 respondents who responded to this question]



CPPC Service Priorities

From the 206 responses received, 175 respondents expressed an opinion on Priority 1, 146 respondents expressed an opinion on Priority 2 and 161 respondents expressed an opinion on Priority 3. The top priorities of those who responded were:

- **Priority 1** - Environment estate issues
- **Priority 2** - Dog waste and litter bins
- **Priority 3** - Ongoing provision for parish recreation and sports grounds/Play areas improvements



CPPC Service Provision Parish Wide Response

Priority 1 In order of priority

1	Environmental Estate issues	108	[61.71%]
2	Dog Waste & Litter Bins	27	[15.43%]
3	Grants to local community groups & Facilities	9	[5.14%]
4	Community Centre provision & improvements	7	[4.%]
5	Legal representation on planning issues	6	[3.43%]
6	Community Cohesion events	5	[2.86%]
7	Ongoing Recreation & Sports Grounds	4	[2.29%]
8	Family picnics/fun days	4	[2.29%]
9	Play area improvements	4	[2.29%]
10	Allotment provision	1	[0.57%]

Priority 2 In order of priority

1	Dog Waste & Litter Bins	53	[36.30%]
2	Play area improvements	26	[17.81%]
3	Environmental Estate issues	15	[10.27%]
4	Community Centre provision & improvements	13	[8.90%]
5	Legal representation on planning issues	12	[8.22%]
6	Grants to local community groups & Facilities	10	[6.85%]
7	Ongoing Recreation & Sports Grounds	5	[3.42%]
8	Family picnics/fun days	5	[3.42%]
9	Allotment provision	5	[3.42%]
10	Community Cohesion events	2	[1.37%]

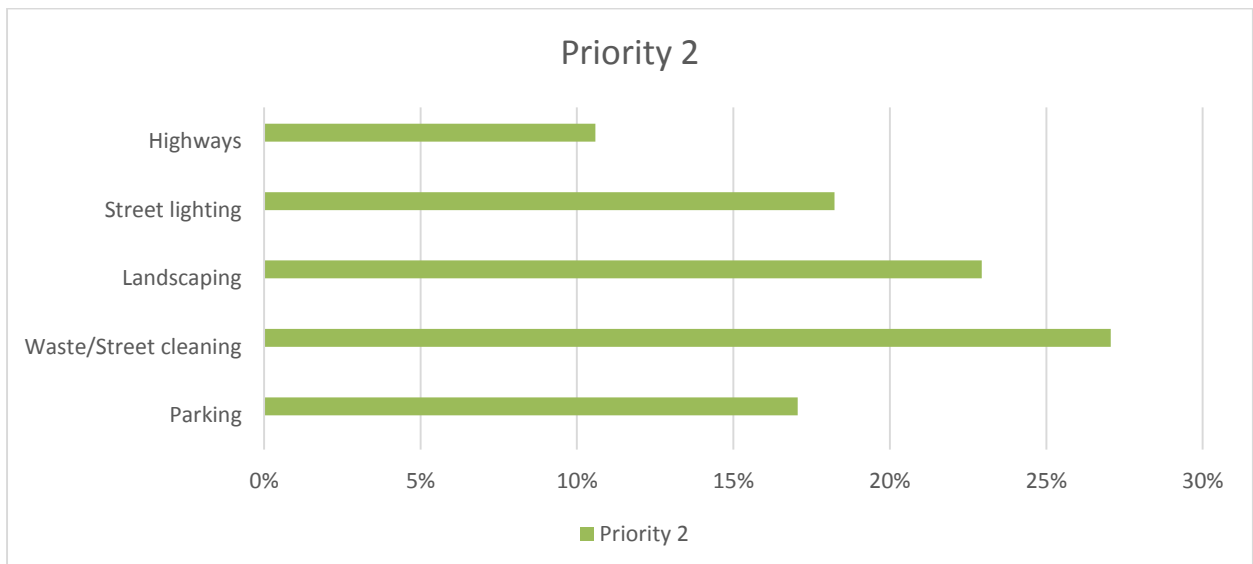
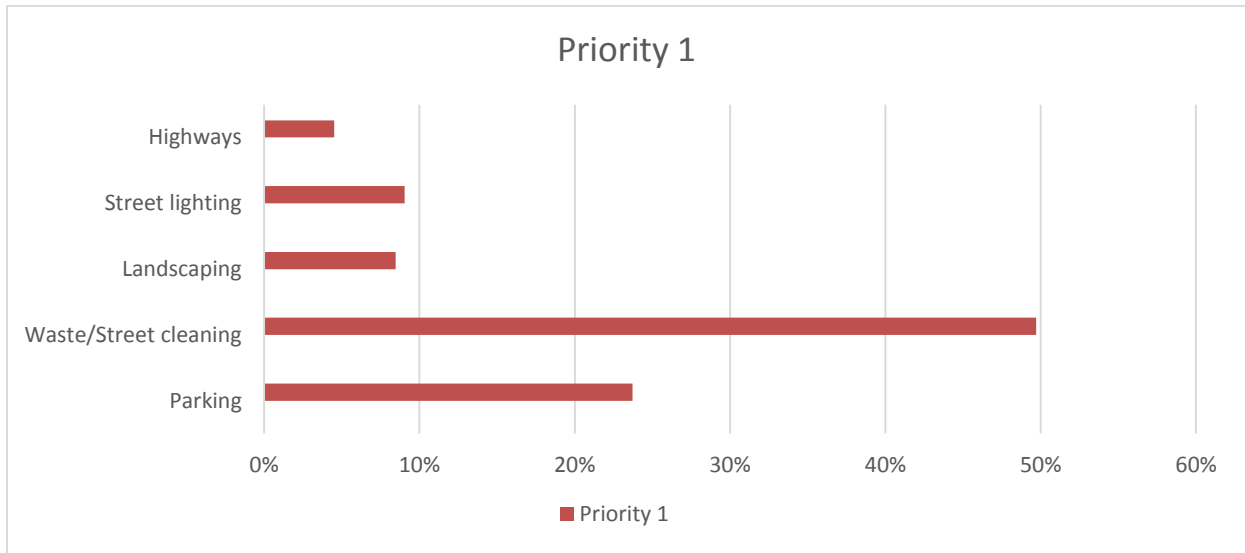
Priority 3 In order of priority

1	Ongoing Recreation & Sports Grounds	27	[16.77%]
2	Play area improvements	27	[16.77%]
3	Dog Waste & Litter Bins	21	[13.04%]
4	Community Centre provision & improvements	20	[12.42%]
5	Grants to local community groups & Facilities	17	[10.56%]
6	Environmental Estate issues	15	[9.32%]
7	Legal representation on planning issues	11	[6.83%]
8	Allotment provision	10	[6.21%]
9	Community Cohesion events	7	[4.35%]
10	Family picnics/fun days	6	[3.73%]

Environmental Estate issues under the ownership of MKC

From the 206 responses received, 177 respondents expressed an opinion on Priority 1, and 170 respondents expressed an opinion on Priority 2. The top priorities of those who responded were:

- **Priority 1** - Waste/street cleaning
- **Priority 2** - Waste/street cleaning



Comments

1. Cost to residents – Parking in general is not a problem – MK6 2RF
2. Redways & homelessness!!
3. Definately parking, it's terrible where I am in Johnston Place. People park here then go to work! I have a man sleeping in a taxi mini bus outside my house!
4. To discourage/prevent underpass areas to be used as gathering, meeting places, often leaving rubbish, broken glass, and leftover food
5. Sort out the litter from B&M in the underpass, and dog mess in the same area
6. Bring sports pavilions for use for community, clear litter around schools and meeting places, clear redways of overgrowth and pavements of inconsiderate parking
7. Rubbish dumped in alleyways. Council told me they do not clear the alleyways now. They do not own them. My alleyway is Sutcliffe Avenue & Boycott
8. I walk to the shops, doctors etc, and am amazed at the number of rats that cross my path. Seen at Petersfield Green
9. I feel that the precept is already too expensive
10. Landscaping is another issue - Oldbrook
11. Educating people not to drop/throw their litter around. Bring in penalties – this would pay for it!!
12. I have no problem with any of these places
13. Upkeep/ repair of redways
14. Lorries particularly, parking in cul de sacs, cars on the pavements that are meant for people to walk on, so they have to walk on roads with prams and children!
15. Combat anti-social behaviour, Litter in general, regular litter picking would help and could become a community organised activity. Would also like to see bin collection rather than bag collection – to combat the rat problem!
16. Overgrowing trees in gardens which could result in catastrophe in bad weather, and neighbours' gardens with roots intruding into adjacent gardens
17. Make tenants in rented properties responsible for upkeep of property i.e: garden, fencing, decorating etc
18. Stop people parking on paths, thus not letting people and mothers with prams having to walk on the road
19. Council should provide residents with bins for general waste, the rats, cats, and birds get into the bags
20. I think you do a great job. I think the regular grass cutting is important as looks so nice when it is done
21. Car parking on pavements causing people pushing pushchairs to walk in the roads
22. Fly tipping
23. Redways need resurfacing due to holes and tree roots
24. To stop cars being 75% on the pavement, not allowing people, let alone wheelchairs and pram users being able to walk, and needing to go into the road
25. Upkeep of exterior bushes, driveways etc. The estate is looking ugly and shoddy in areas

26. Very bad litter problem on Oldbrook redways, particularly near schools – really disgusting. Needs to be picked up more often
27. Remove parking permits. Enforce parking regulations and illegal parking
28. Litter in Oldbrook is at terrible levels
29. Litter all over Grace Avenue and Douglas Place, (corner flats), left out from Saturday and rubbish bags open and soiled nappies litter the streets
30. Speeding on Estate roads
31. Tree pruning
32. Trolleys being abandoned. Scrap resident parking charges
33. More information/support online
34. Parking is a big problem in some areas. Street name signs!! Unreadable or lost!!
35. Parking on pavements, especially large vehicles
36. In light of economic climate, I won't get a pay rise
37. Parking. Cars parkin on pavements
38. Graffiti on the underpasses. I would be content with a 10% increase
39. We don't need resident parking restrictions and their associated costs!
40. More bins especially around Oldbrook near Dunelm? Lidl etc. The rubbish around Lidl is disgusting and will attract rats
41. Underpass lighting, graffiti, loose paving stones and litter
42. 1. Parking:

I disagree with the plan to charge for parking on Oldbrook. When asked if we wanted parking restrictions originally there was no mention of being charged. The traffic wardens should police the area as part of the original agreement, as they are paid to do. I was under the impression that part of our Council Tax was for that purpose. I believe if they are unable to do their job, then the restrictions should be removed. The other consideration that as pensioners we are unable to afford the charge.

Rubbish:

Our rubbish is collected on a Tuesday, and understood that it should be put out on the day of collection. We adhere to this system, but unfortunately not many of the other houses do. This is causing problems with squirrels, cats, dogs, rats etc, gaining access to the rubbish which the attracts more animals, and this spreads the contents all over the street. Should the owners/occupants be told to only put it out on the correct day?

We would have no problem with a local increase in Council Tax if we could see some return for our money. Slowly, but surly our services are decreasing and our complaints are being ignored as unimportant! Name and address supplied

43. I am very concerned about the state of the alleyway that runs alongside my house. The council used to clear it every so often. They also removed rubbish that people in the 3 storey houses that back onto us. It has become so neglected that there are two large trees growing out of the middle of Boycott end, and it is now impossible to walk down there. I did call into your office on Fishermead several weeks ago, but nothing has been done about it. Name and address supplied.

SPRINGFIELD

973 properties, 132 forms returned [13.57%]

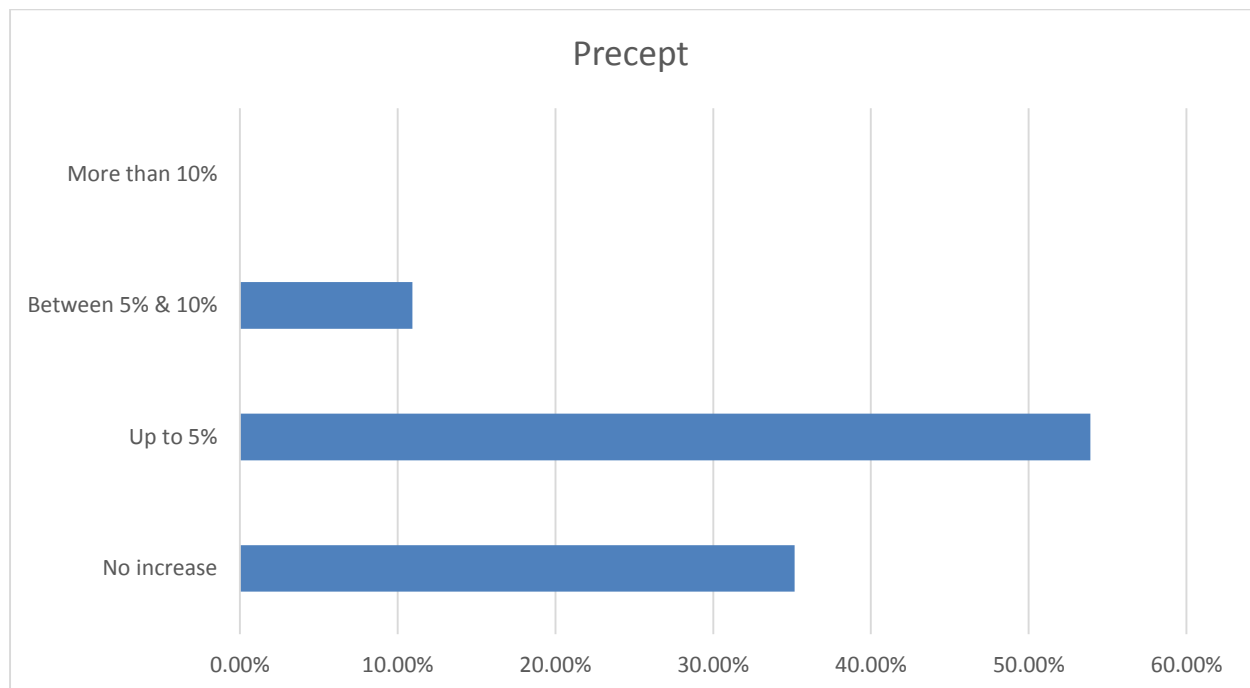
Of the 132 questionnaires returned not all of the three sections were completed on every form. There were 43 incomplete forms. Respondents either did not complete a section or did not complete it correctly; ticks instead of numbering etc,

Precept

From the 132 responses received, 128 responded to the question on the precept.

No increase	45 [35.16%]
Up to 5%	69 [53.91%]
Between 5% & 10%	14 [10.94%]
More than 10%	0 [0%]

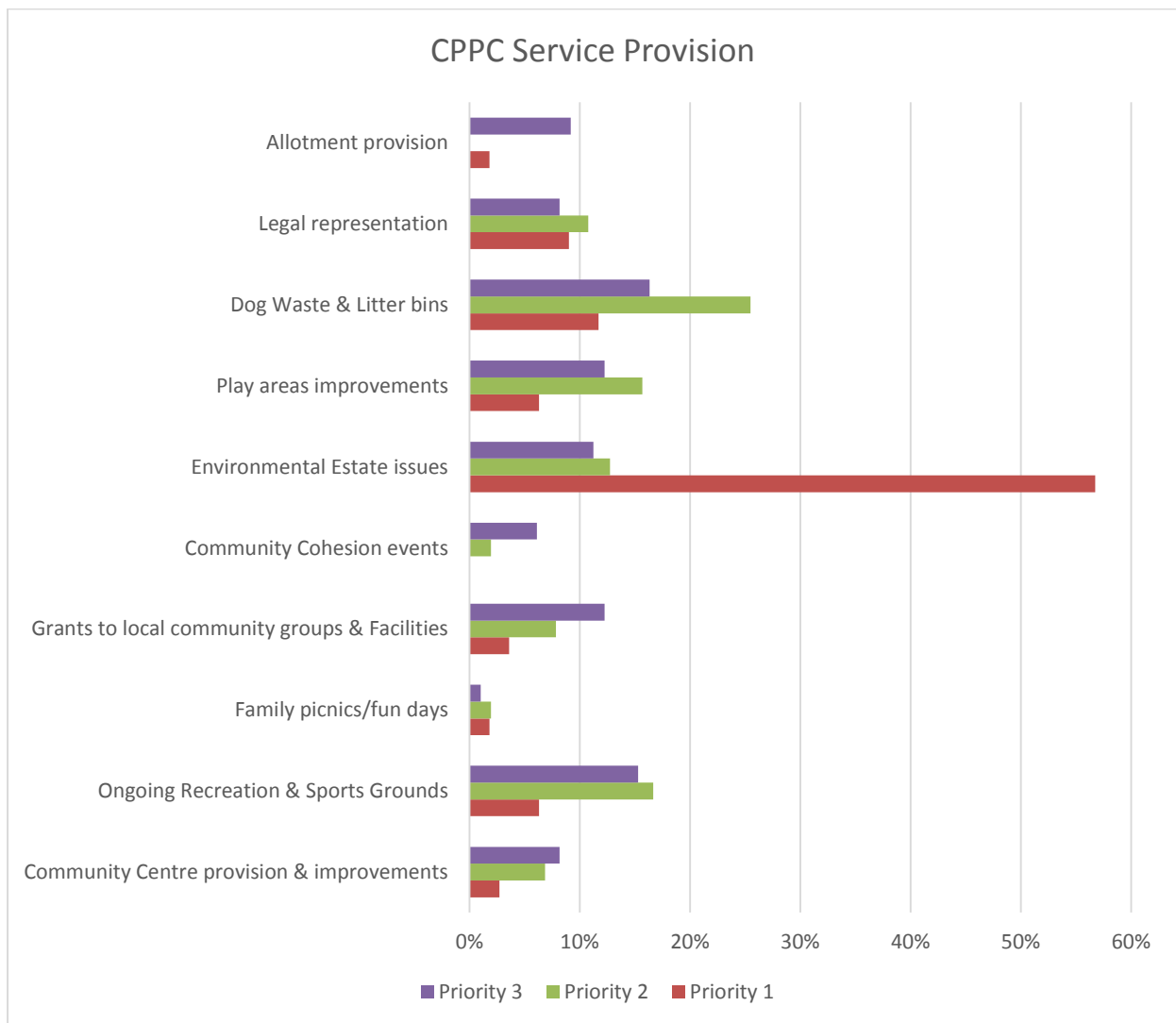
[% based on the 128 respondents who responded to this question]

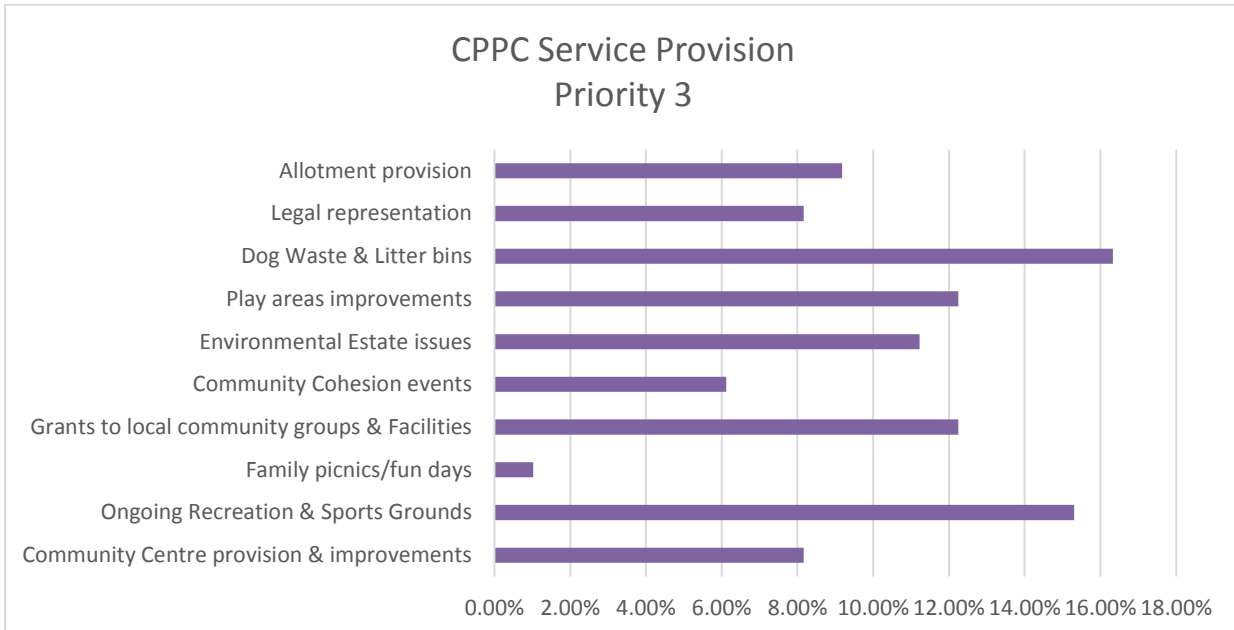
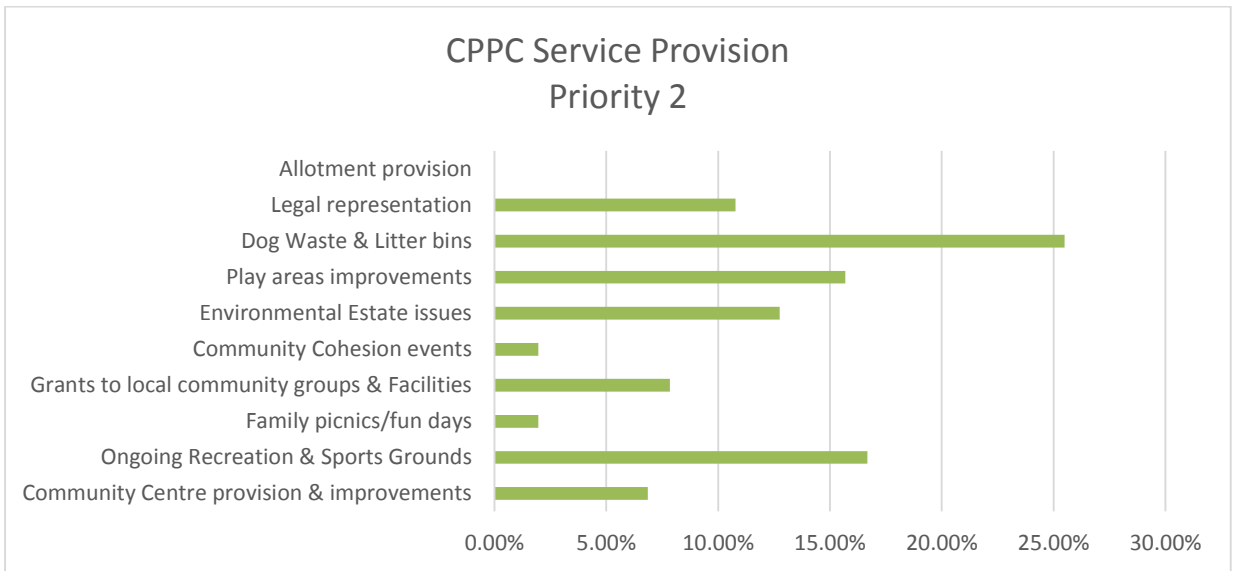
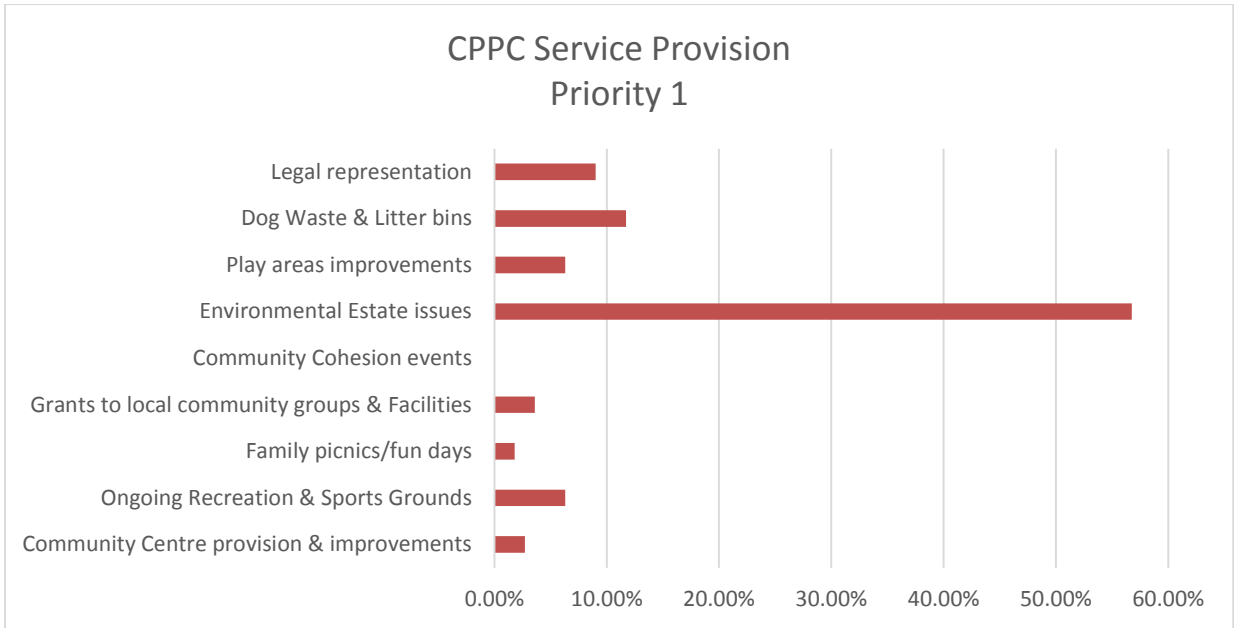


CPPC Service Priorities

From the 132 responses received, 111 respondents expressed an opinion on Priority 1, 102 respondents expressed an opinion on Priority 2 and 98 respondents expressed an opinion on Priority 3. The top priorities of those who responded were:

- **Priority 1** - Environment estate issues
- **Priority 2** - Dog waste and litter bins
- **Priority 3** - Dog waste and litter bins





CPPC Service Provision Parish Wide Response

Priority 1 In order of priority

1	Environmental Estate issues	63	[56.76%]
2	Dog Waste & Litter Bins	13	[11.71%]
3	Legal representation on planning issues	10	[9.01%]
4	Ongoing Recreation & Sports Grounds	7	[6.31%]
5	Play area improvements	7	[6.31%]
6	Grants to local community groups & Facilities	4	[3.60%]
7	Community Centre provision & improvements	3	[2.70%]
8	Family picnics/fun days	2	[1.80%]
9	Allotment provision	2	[1.80%]
10	Community Cohesion events	0	[%]

Priority 2 In order of priority

1	Dog Waste & Litter Bins	26	[25.49%]
2	Ongoing Recreation & Sports Grounds	17	[16.67%]
3	Play area improvements	16	[15.69%]
4	Environmental Estate issues	13	[12.75%]
5	Legal representation on planning issues	11	[10.78%]
6	Grants to local community groups & Facilities	8	[7.84%]
7	Community Centre provision & improvements	7	[6.86%]
8	Family picnics/fun days	2	[1.96%]
9	Community Cohesion events	2	[1.96%]
10	Allotment provision	0	[0%]

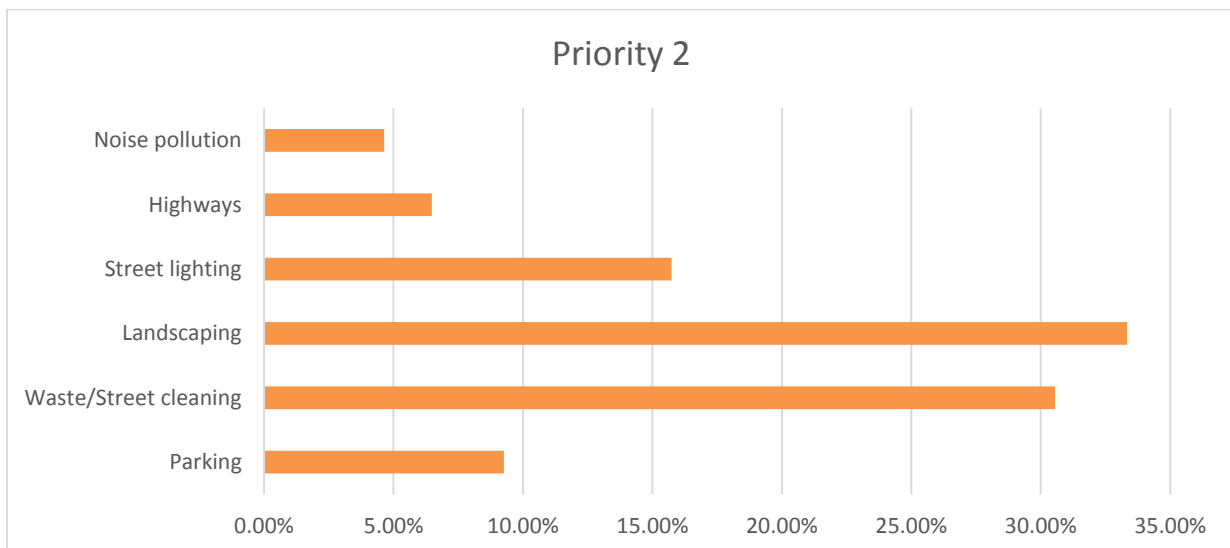
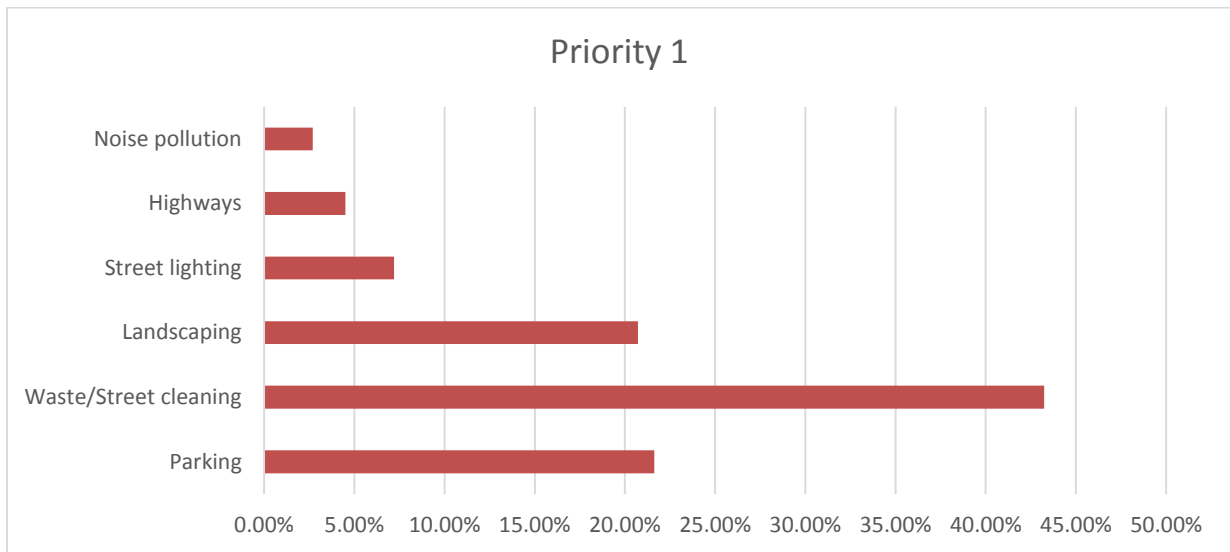
Priority 3 In order of priority

1	Dog Waste & Litter Bins	16	[16.33%]
2	Ongoing Recreation & Sports Grounds	15	[15.31%]
3	Grants to local community groups & Facilities	12	[12.24%]
4	Play area improvements	12	[12.24%]
5	Environmental Estate issues	11	[11.22%]
6	Allotment provision	9	[9.18%]
7	Legal representation on planning issues	8	[8.16%]
8	Community Centre provision & improvements	8	[8.16%]
9	Community Cohesion events	6	[6.12%]
10	Family picnics/fun days	1	[1.02%]

Environmental Estate issues under the ownership of MKC

From the 132 responses received, 111 respondents expressed an opinion on Priority 1, and 108 respondents expressed an opinion on Priority 2. The top priorities of those who responded were:

- **Priority 1** - Waste/street cleaning
- **Priority 2** - Landscaping



Comments

1. As a civil servant I get up to 1% so until that changes, I would not support 5% rise
2. Private landlords/tenants to be strongly encouraged to keep their own properties/gardens to a reasonable standard and free from rubbish (MK Development used to enforce this)
3. Please clear the overgrown roundabouts and pavements in Springfield. We do pay our Council Tax!
4. Two years ago, we had rats in our garden, and we believe this was due to the council trying to save money & cutting back, because my neighbours had same problem. Since then, I pay, on a yearly basis to a private company as I do not want that problem again!! It is vitally that landscaping & environment issues are kept up to date
5. Removal of practice of parking commercial vans, large and small from resident areas
6. To cut trees from lights
7. All M.P's and Councillors to take a heavy pay cut and lose expense accounts. Give to the populas and stop being greedy. Get off your asses and see everyone
8. Overgrown trees and bushes down the backs of some of the houses at the top end of Springfield, (Falcon Avenue, Ravenbourne Place, and Walbrook), are making it look ugly and untidy
9. Please do not give donations to Cats Protection. Last year £350 was given from CCPC, funds to aid the neutering of cats. The charity raises £50 million of its own fund. Please use CPPC funds for the community, not cat charities Thank you.
10. Maintaining and maintaining redways and footpaths safety
Fix broken paving slabs please
11. Uneven pavements are a concern, e.g: trip/personal injury risks
12. Overgrown areas between Beverly Place and canal – full of weeds, brambles and dumped garden waste
13. homeless people, I'm ashamed to be British with so many homeless people on the streets
14. Concerned about land grab of open spaces for housing. High density causes social problem. We need breathing space
15. The need for rats to be controlled
16. Lights not working is always rip out
17. Get the council to do something about the disgusting state of the corner quadrants outside no 127 Stamford Avenue, Springfield and the weeds on the pavement

WILLEN

618 properties, 127 forms returned [20.55%]

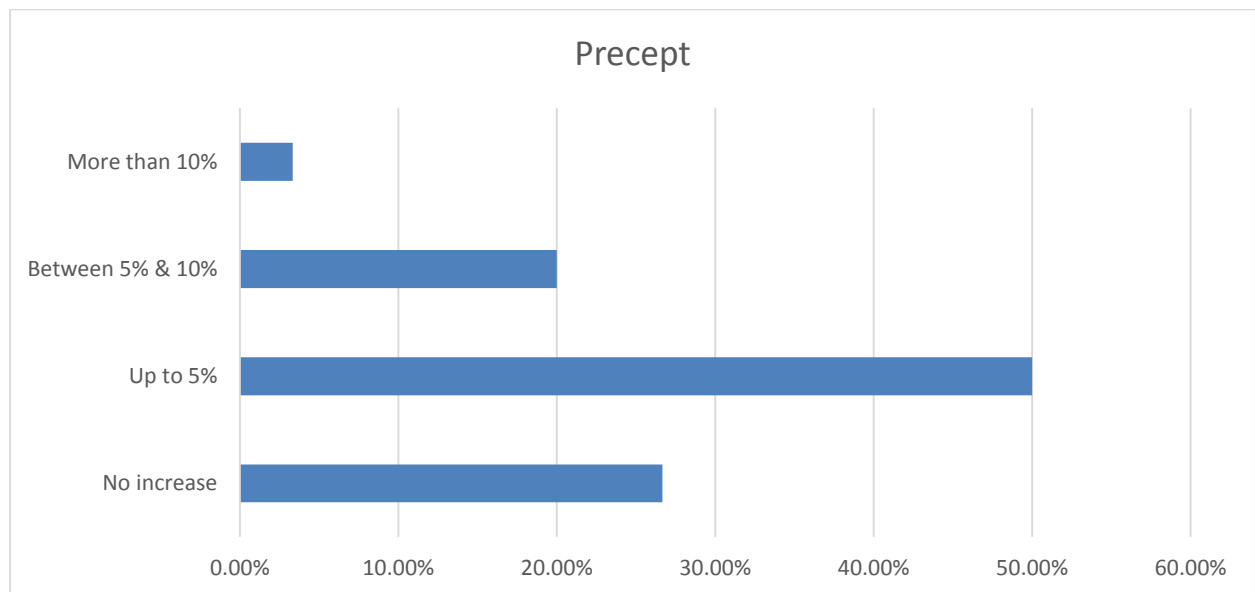
Of the 127 questionnaires returned not all of the three sections were completed on every form. There were 37 incomplete forms. Respondents either did not complete a section or did not complete it correctly; ticks instead of numbering etc,

Precept

From the 127 responses received, 120 responded to the question on the precept. Breakdown of the responses set out below.

No increase	32 [26.67%]
Up to 5%	60 [50.00%]
Between 5% & 10%	24 [20.00%]
More than 10%	4 [3.33%]

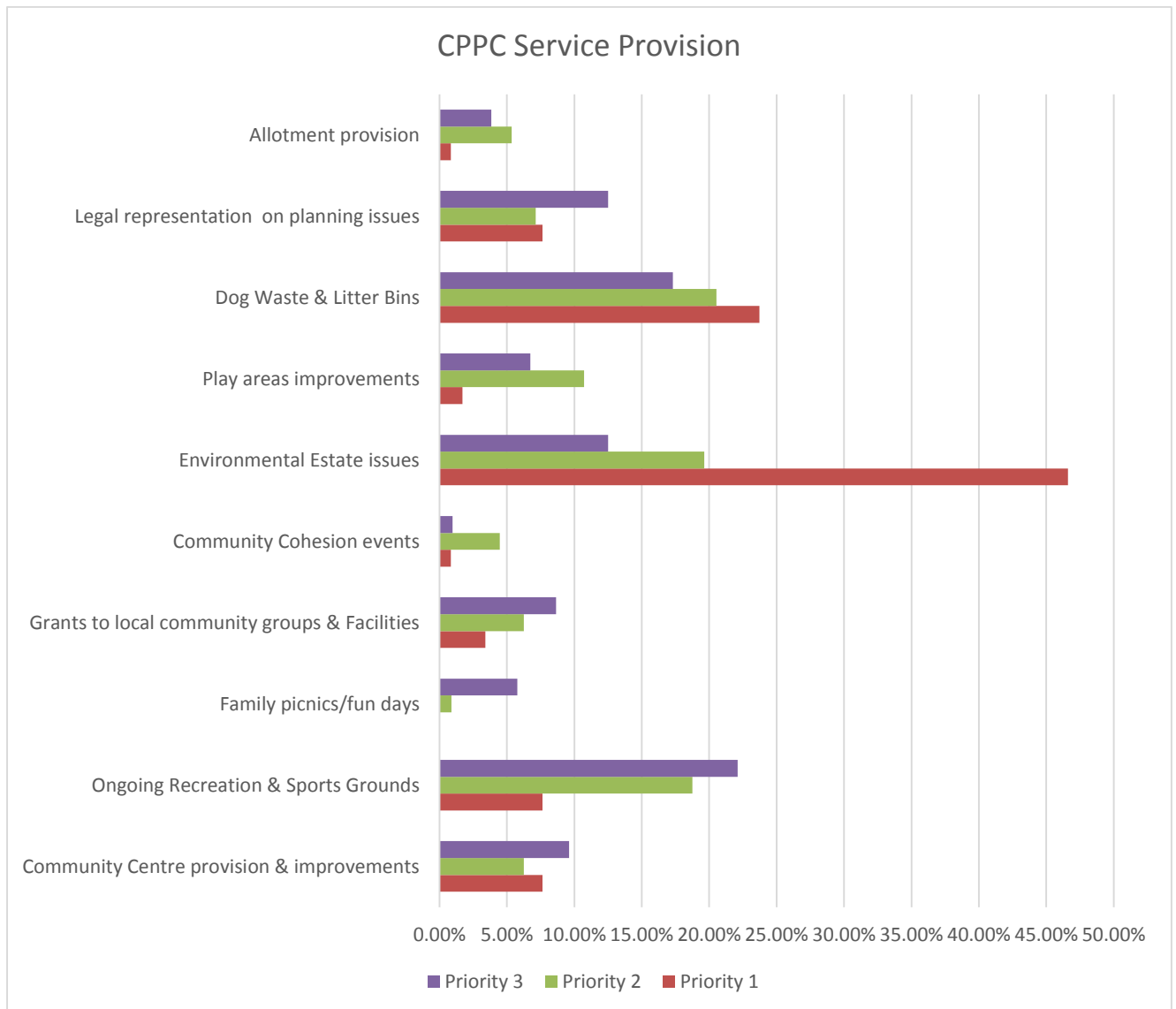
[% based on the 120 respondents who responded to this question]

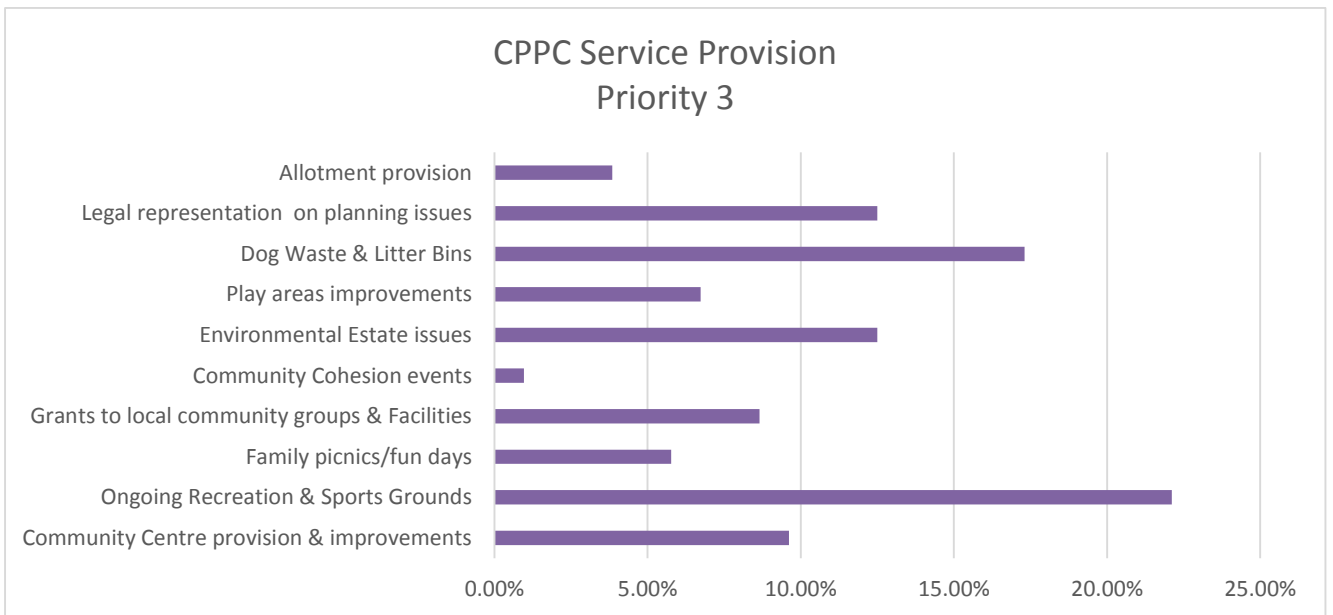
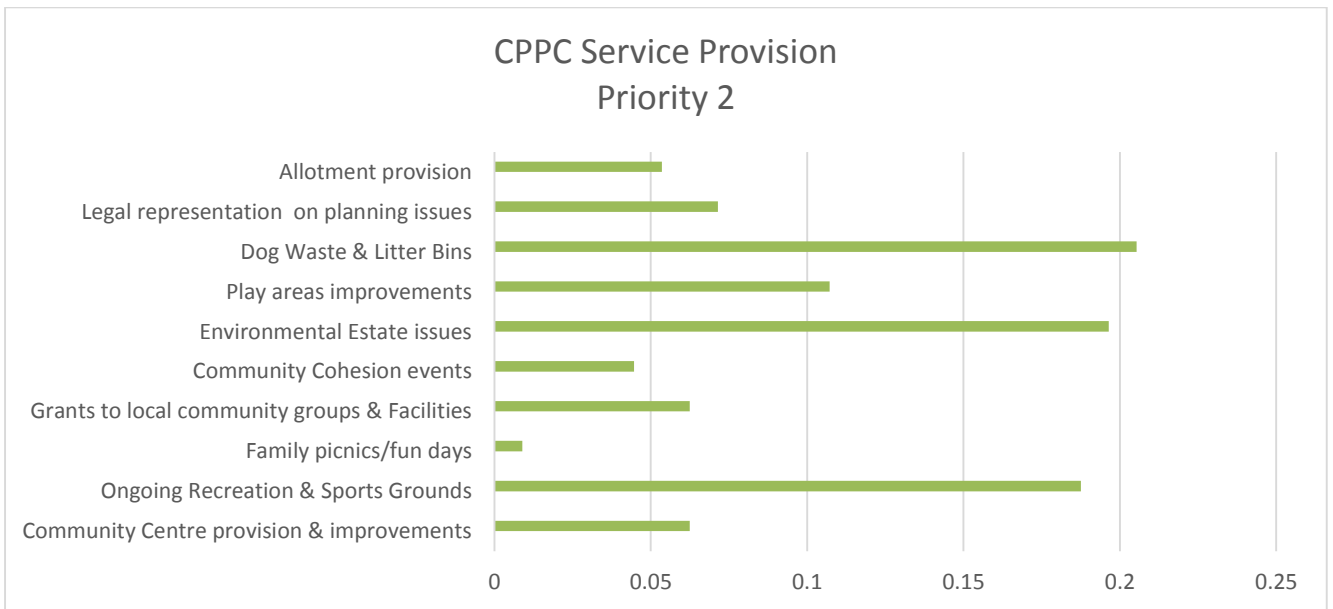
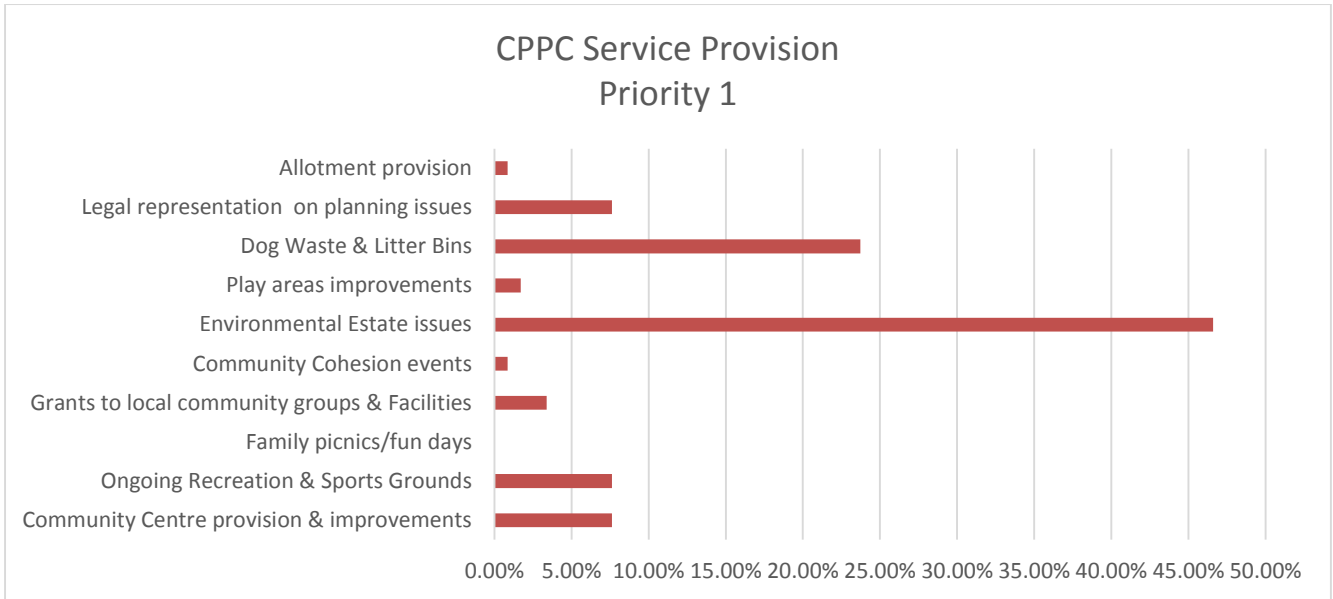


CPPC Service Priorities

From the 127 responses received, 118 respondents expressed an opinion on Priority 1, 112 respondents on Priority 2 and 104 respondents on Priority 3. The top priorities of those who responded were

- **Priority 1** - Environment estate issues
- **Priority 2** - Dog waste and litter bins
- **Priority 3** - Ongoing recreation and sports grounds





CPPC Service Provision

Priority 1 In order of priority

1	Environmental Estate issues	55	[46.61%]
2	Dog Waste & Litter Bins	28	[23.73%]
3	Ongoing Recreation & Sports Grounds	9	[7.63%]
4	Legal representation on planning issues	9	[7.63%]
5	Community Centre provision & improvements	9	[7.63%]
6	Grants to local community groups & Facilities	4	[3.39%]
7	Play area improvements	2	[1.69%]
8	Community Cohesion events	1	[0.85%]
9	Allotment provision	1	[0.85%]
19	Family picnics/fun days	0	[0%]

Priority 2 In order of priority

1	Dog Waste & Litter Bins	23	[20.54%]
2	Environmental Estate issues	22	[19.64%]
3	Ongoing Recreation & Sports Grounds	21	[18.75%]
4	Play area improvements	12	[10.71%]
5	Legal representation on planning issues	8	[7.14%]
6	Grants to local community groups & Facilities	7	[6.25%]
7	Community Centre provision & improvements	7	[6.25%]
8	Allotment provision	6	[5.36%]
9	Community Cohesion events	5	[4.46%]
10	Family picnics/fun days	1	[0.89%]

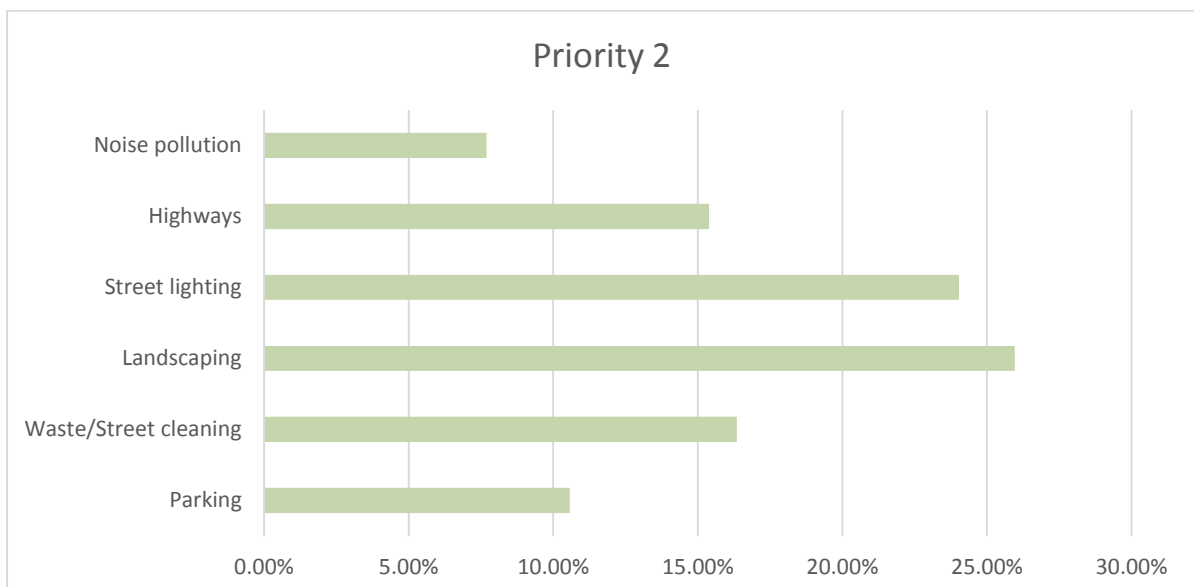
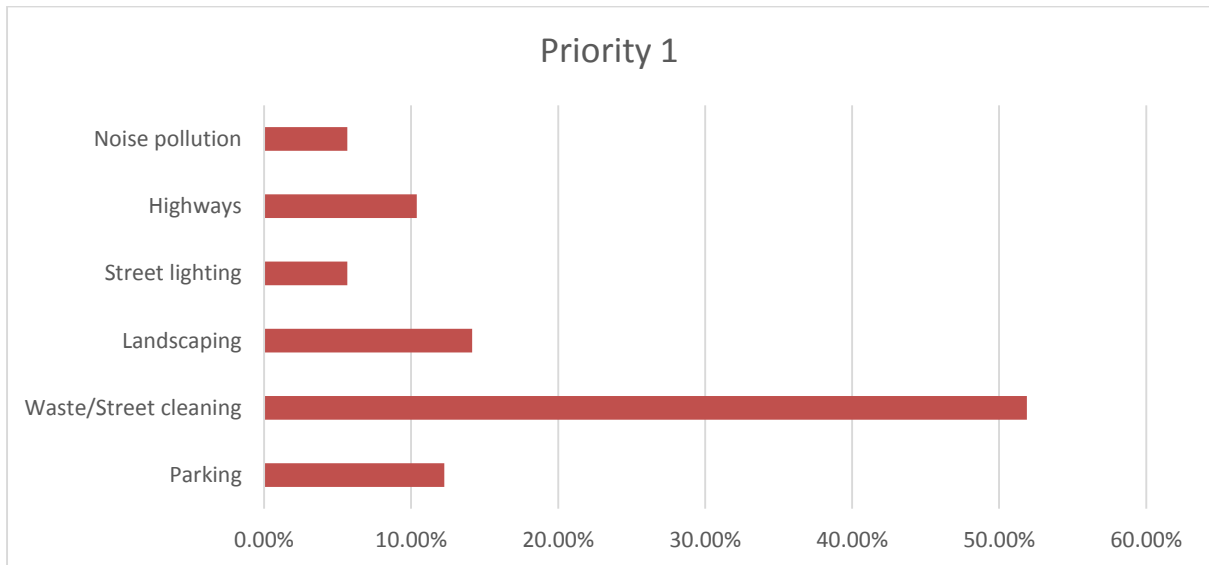
Priority 3 In order of priority

1	Ongoing Recreation & Sports Grounds	23	[22.12%]
2	Dog Waste & Litter Bins	18	[17.31%]
3	Legal representation on planning issues	13	[12.50%]
4	Environmental Estate issues	13	[12.50%]
5	Community Centre provision & improvements	10	[9.62%]
6	Grants to local community groups & Facilities	9	[8.65%]
7	Play area improvements	7	[6.73%]
8	Family picnics/fun days	6	[5.77%]
9	Allotment provision	4	[3.85%]
10	Community Cohesion events	1	[0.96%]

Environmental Estate issues under the ownership of MKC

From the responses received, 106 respondents expressed an opinion on Priority 1, and 104 respondents expressed an opinion on Priority 2. The top priorities of those who responded were:

- **Priority 1** - Waste/street cleaning
- **Priority 2** - Landscaping



Comments

1. Street lighting F12 still not changed to low level light
2. Dog waste bins at the exit/entry paths to Willen Lake – every exit to stop bags being left at lamp posts in the area
3. Trying to live on a limited pension
4. Improve road markings, especially on roundabouts
5. The speed of traffic through Portland Drive, Willen, is far in excess of the 30 mph limit. Portland Drive is used as a rat-run by traffic cutting through!
6. Pot holes on “Gate” roads and by other main entrance roads which are well used by residents and visitors
7. Improvements for local wild, plant and animals, i.e: wild flower, planting and careful management of hedges. Maybe installing grid, bait and insect boxes
8. Woodland should be maintained. I have trees outside by house boundary which needs thinning and trees removed
9. Traffic using residential areas as rat runs to access grid roads
10. I haven’t lived here long enough to have an opinion
11. Event parking (Willen Pavilion/sportsgrounds)
12. Lack of street lighting
13. More frequent bus service to rail and bus stations
14. Office staff all day parking on Portland Drive from No2 – an area of elderly housing, nurses, carers visiting people
15. Community event – gardening @ Millington Gate roundabout. Raised the beds (X2) tree beds Beaufort Drive and Landsborough Gate
16. Parking around Portland Drive and shopping area
17. Pot holes on Millington Gate!!
18. Landscaping in Willen is poor. Highways in Willen needs repairing holes

I have lived at above address since 2013, it is a lovely place to live. The issue I have is when you come into the estate via Millington Gate, there is a speed sign limit of 30mph, but when the drivers get to Milton Road, it seems like a free for all average speed for the road seems to be 40-50 mph and cars speed past and slam on their brakes at the corner. I tried to tell the Council of the matter, and I passed on from one person to another and nobody wants to know. People knocking on the door for local councils saying it will be sorted out. Still nothing is done. Just a sign about speed or to drive carefully. Waiting to see if I am talking to deaf ears.
Name and address supplied

WOOLSTONE

367 properties, 104 forms returned [28.34%]

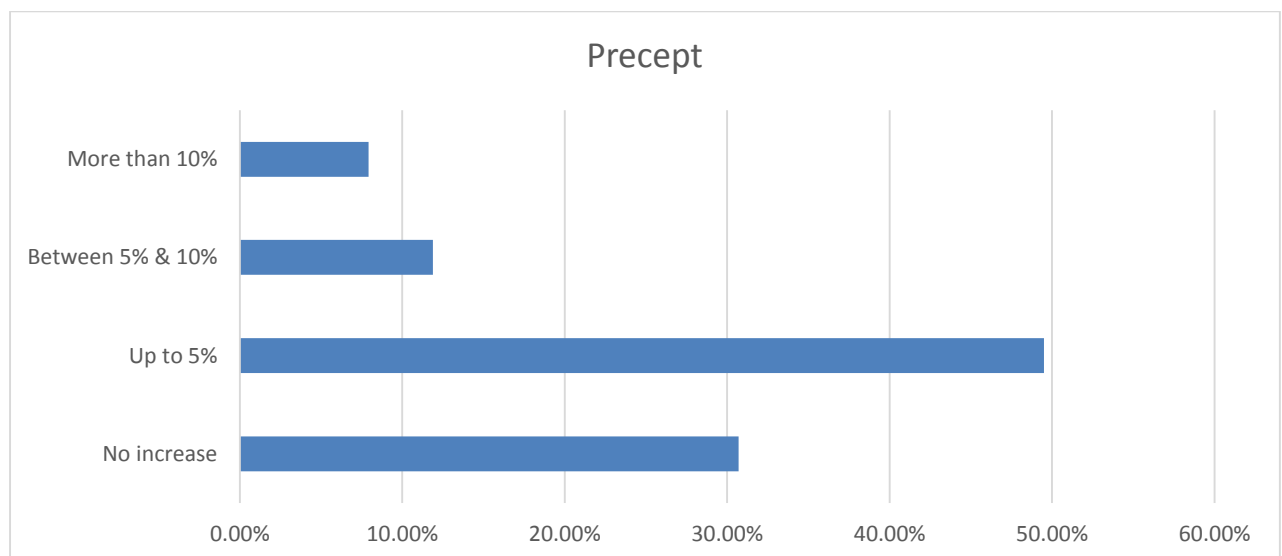
Of the 104 questionnaires returned not all of the three sections were completed on every form. There were 28 incomplete forms. Respondents either did not complete a section or did not complete it correctly; ticks instead of numbering etc,

Precept

From the 104 responses received, 101 responded to the question on the precept.

No increase	31 [30.69%]
Up to 5%	50 [49.50%]
Between 5% & 10%	12 [11.88%]
More than 10%	8 [7.92%]

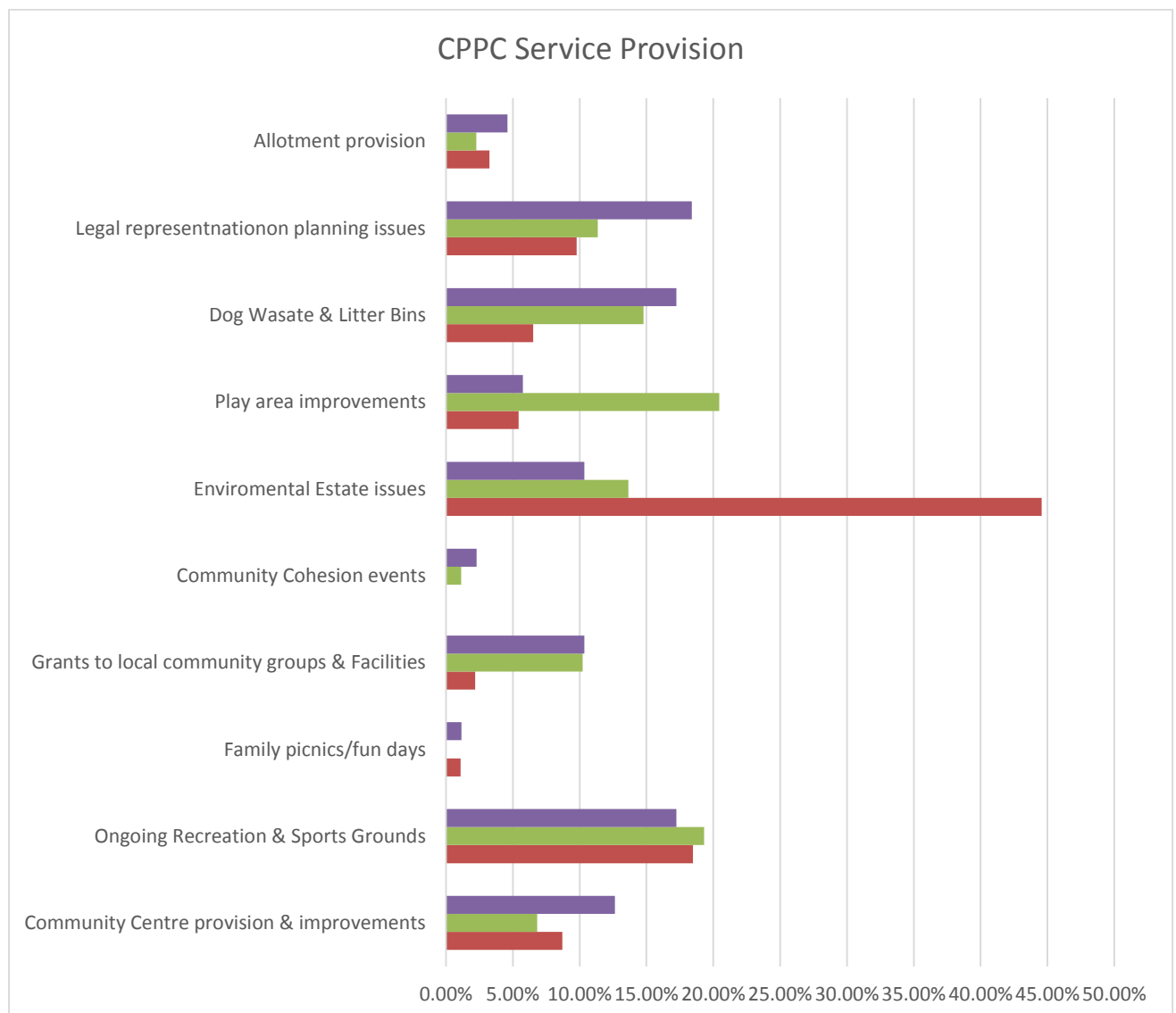
[% based on the 101 respondents who expressed an opinion]



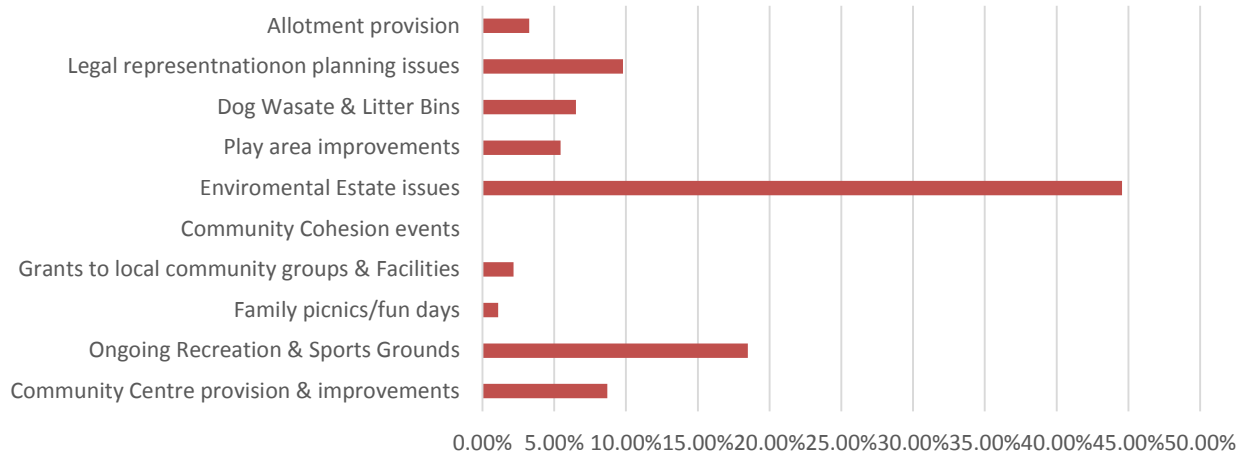
CPPC Service Priorities

From the 104 responses received, 92 respondents expressed an opinion on Priority 1, 88 respondents expressed an opinion on Priority 2 and 87 respondents expressed an opinion on Priority 3. The top priorities of those who responded were:

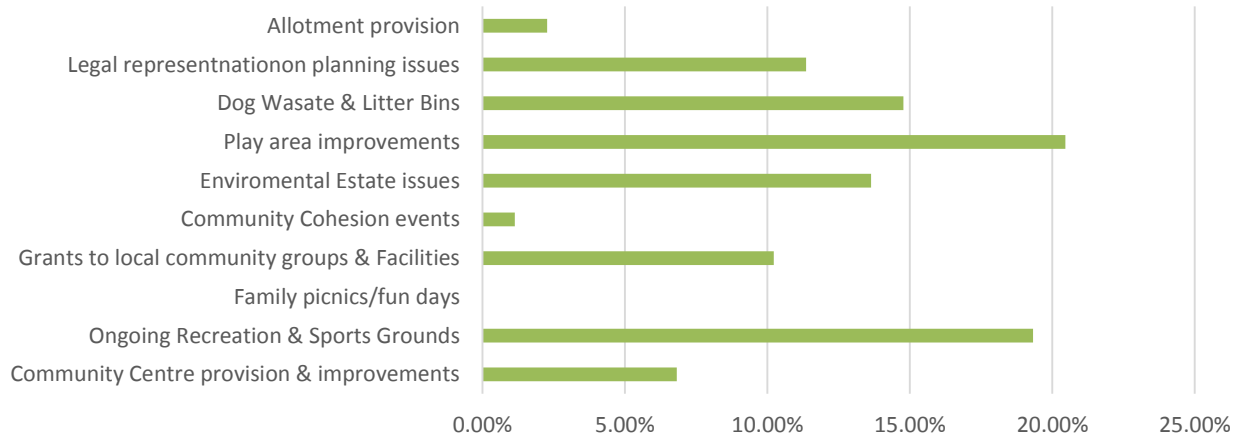
- **Priority 1** - Environment estate issues
- **Priority 2** - Play area improvements
- **Priority 3** - Legal representation planning issues



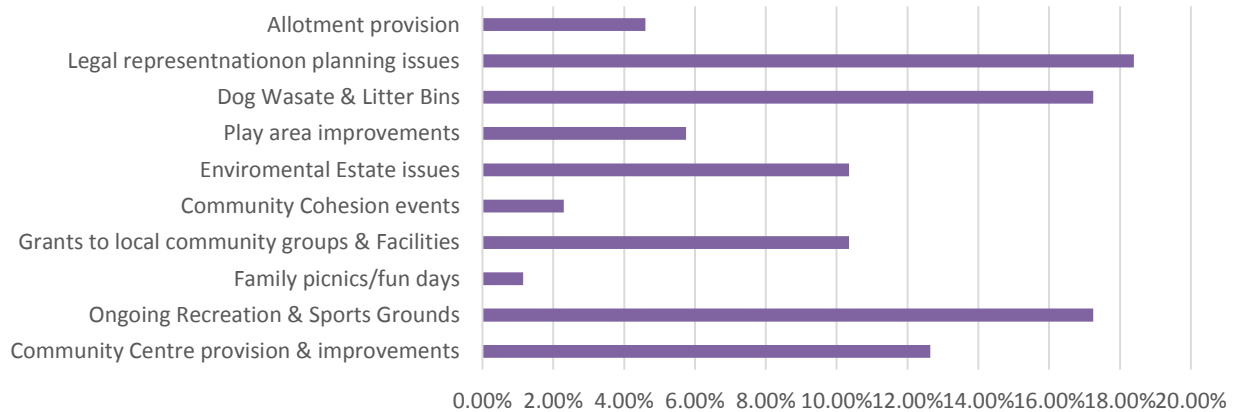
CPPC Service Provision Priority 1



CPPC Service Provision Priority 2



CPPC Service Provision Priority 3



CPPC Service Provision Parish Wide Response

Priority 1 In order of priority

1	Environmental Estate Issues	41	[44.57%]
2	Ongoing Recreation & Sports Grounds	17	[18.48%]
3	Legal representation on planning issues	9	[9.78%]
4	Community Centre provision & improvements	8	[8.70%]
5	Dog Waste & Litter Bins	6	[6.52%]
6	Play area improvements	5	[5.43%]
7	Allotment provision	3	[3.26%]
8	Grants to local community groups & Facilities	2	[2.17%]
9	Family picnics/fun days	1	[1.09%]
10	Community Cohesion events	0	[0%]

Priority 2 In order of priority

1	Play area improvements	18	[20.45%]
2	Ongoing Recreation & Sports Grounds	17	[19.32%]
3	Dog Waste & Litter Bins	13	[14.77%]
4	Environmental Estate Issues	12	[13.64%]
5	Legal representation on planning issues	10	[11.36%]
6	Grants to local community groups & Facilities	9	[10.23%]
7	Community Centre provision & improvements	6	[6.82%]
8	Allotment provision	2	[2.27%]
9	Community Cohesion events	1	[1.14%]
10	Family picnics/fun days	0	[0%]

Priority 3 In order of priority

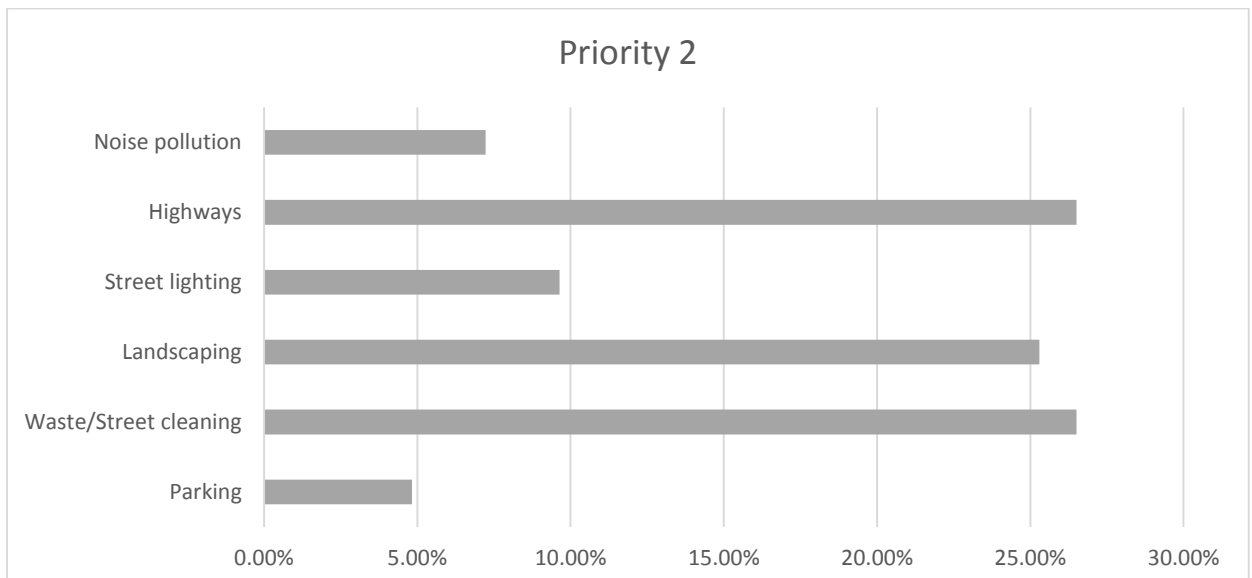
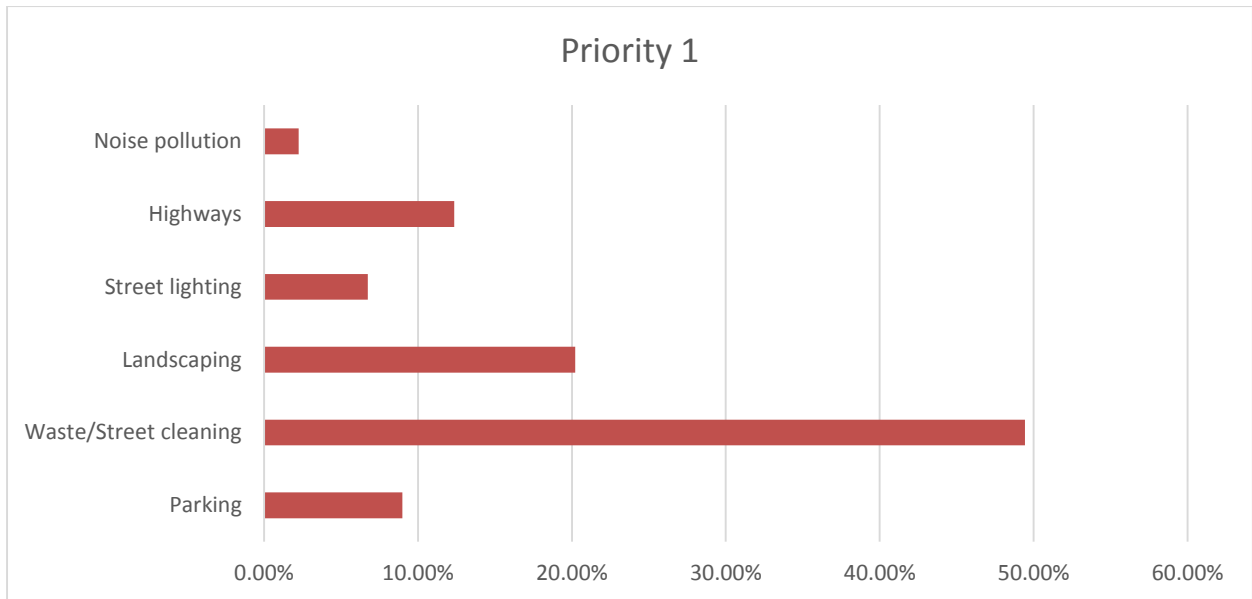
1	Legal representation on planning issues	16	[18.39%]
2	Dog Waste & Litter Bins	15	[17.24%]
3	Ongoing Recreation & Sports Grounds	15	[17.24%]
4	Community Centre provision & improvements	11	[12.64%]
5	Grants to local community groups & Facilities	9	[10.34%]
6	Environmental Estate Issues	9	[10.34%]
7	Play area improvements	5	[5.75%]
8	Allotment provision	4	[4.60%]
9	Community Cohesion events	2	[2.30%]
10	Family picnics/fun days	1	[1.15%]

Environmental Estate issues under the ownership of MKC

From the 104 responses received, 89 respondents expressed an opinion on Priority 1, and 83 respondents expressed an opinion on Priority 2. The top priorities of those who responded were:

Priority 1 - Waste/street cleaning

Priority 2 - Highways/ Waste/street cleaning



Comments

1. People struggle as it is, let alone struggle with an increase
2. Parking – This is a number one priority
3. Maintenance of white line markings, eg: lanes, give-way and stop lines
4. Maintaining green areas, not using them for infill housing
5. Trees, noise reduction from the H6 due to increase in traffic, and also tree husbandry. Please replenish, or add noise reduction supports, eg: more trees, additional fencing or other innovations
6. Keeping Woolstone as it was designed and keeping all green spaces intact. No more building here
7. Reduce Parish Council Tax!!
8. Lower grid road speed limits
9. Please restore Willen Church/Hooke play area off Newport Road by the church
10. Why a mandate when you increase above what was mandated?
11. It is vitally important to me that open spaces retained and not taken up by housing
12. Reduction of overall costs/bureaucracy – is a Parish Council really necessary in 2017 onwards!
13. I am not seeing an increase in salary of 5% for the next 2 years, so why is the precept increases by 5% annually?
14. Tree surgery to oversize poplar trees restricting light to our garden at the rear of our property, 23 Newport Road. I fell on the path to the river, as poorly maintained
15. Continuation of current hourly number 18 bus service. Contingency plan for local bus services (18, 11, 12, 8, 301) in the event of road closures. Enduring pathways to/from bus stops on H6 are kept clean and weed free in an attempt to make them more user friendly and less dangerous in the winter months
16. Opposition to infill on amenity land and over development, inappropriate development of HMO justification of play areas for building
17. Adult exercise areas
18. Visitors parking is a problem in Cowdray Close. All the visitor spaces are taken up by residents, one being Parish Councillor who uses 2 spaces for 2 cars permanently
19. Clearance of weeds in roads and verges that are full of brambles/weeds and rubbish
20. Speeding through Woolstone, parking on bends
21. This form is too basic as to be essentially worthless!
22. Maintain the Woolstone open areas and prevent infill housing on green areas
23. Preserve the open spaces in all areas